

# Detox Your Sleep

Toxic Chemicals in Bedding, Safer Alternatives  
& Certified Products for Healthier Sleep



naturepedic®

MADE WITH SAFE INGREDIENTS  
**MADE  
SAFE**  
WWW.MADESAFE.ORG

COYUCHI.

**A report by Made Safe**  
**September 2018**

Written and researched by Sydney Cook, MS Environmental Studies, with writing by Cassidy Randall, MS Environmental Studies.

Content and review provided by Amy Ziff, MA Journalism.

Scientific review provided by Summer Streets, MS, Environmental Chemist, Minnesota Pollution Control Agency; and Ecology Center.

Designed by Susan Cann.

Thank you to Naturepedic and Coyuchi who helped sponsor the design and release of this report.

Funding and content decisions for this report were the sole undertaking of Made Safe.



# Table of Contents

Table of Contents .....	3
Overview.....	5
How Our Bodies Heal & Detox During Sleep .....	6
Our Brains.....	6
Our Hormones .....	6
Our Skin .....	6
What's Inside the Mattress: Polyurethane Foam .....	7
Flame Retardants.....	7
Polybrominated Diphenyl Ethers.....	9
Organophosphorus and Halogenated Flame Retardants.....	9
Firemaster 550.....	10
Chlorinated Tris.....	11
Flammability of Foam and Flame Retardants .....	12
Are Flame Retardants Effective? .....	13
Isocyanates .....	14
Volatile Organic Compounds.....	15
Other Additives .....	16
Polyester .....	17
Adhesives.....	18
What's Inside the Mattress: Waterproof Baby Mattresses.....	20
VOCs .....	21
Phthalates .....	21
Flame Retardants.....	23

Safer Mattress Materials .....	24
Cotton .....	24
Wool.....	25
Latex.....	25
Coils .....	27
Adhesives .....	27
Linens.....	28
Pillows.....	28
Sheets.....	28
Mattress Pads & Comforters.....	29
Antibacterial and Antimicrobial Linens.....	29
Stain Repellants.....	30
Spotting Safer Bedding.....	30
MADE SAFE Certified Products.....	31
Join Us in Creating a MADE SAFE Future.....	32
References.....	33

# Overview

We spend approximately eight hours a night sleeping—totaling almost one-third of our lives—spent in bed. Babies spend almost two thirds of their time sleeping.<sup>1</sup> As we sleep, our bodies heal, rest, and rejuvenate. However, our mattresses and bedding can contain chemicals known to cause negative health effects, potentially limiting the body's innate ability to preserve our health.

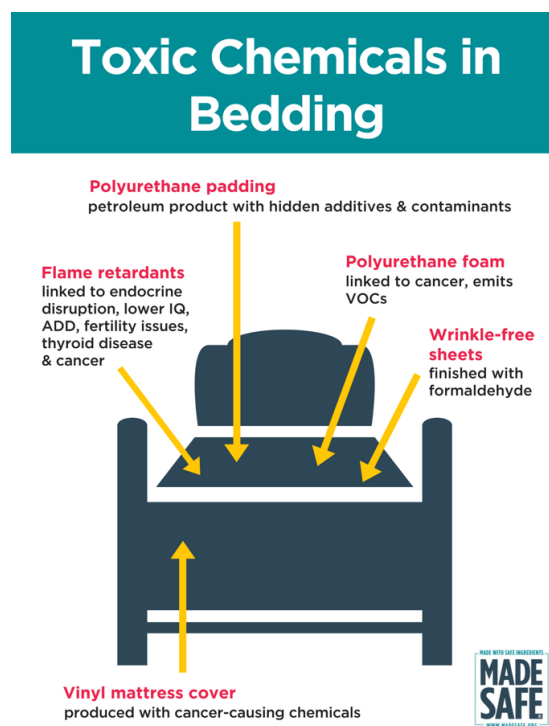
At Made Safe, we believe that products should be made from safe materials. Materials that, according to the best available science, are deemed safe to use—even while we sleep.

So let's start with the heart of our sleep: the mattress. Purchasing a mattress can offer a dizzying array of choices: pillow top, memory foam, spring coils, numbers for firmness. Most people simply go for comfort and cost. But there's more to mattresses: what actually makes up that foam, or that firmness, and everything else inside? And is it safe for our health?

On the whole, the mattress industry offers little transparency into the materials and processes used in manufacturing conventional mattresses. Mattresses do bear labels, but they often contain jargon and don't list every material and chemical used in the project. We believe that shoppers deserve to be informed and empowered to make decisions based on knowing what's inside the stuff we use.

This report offers the first-ever big-picture detail of what a mattress is actually made of. It reveals common toxic chemicals in the materials that make up bedding, including adult mattresses, crib mattresses, sheets, pillows, and more; it covers the impact of those chemicals to our health and ecosystems, as well as safer alternatives. The goal is to provide facts to help people make the best decisions about what kind of mattress is right for them and their families.

Finally, shoppers can make informed choices about what they sleep on.



# How Our Bodies Heal & Detox During Sleep

## Our Brains

One study from the University of Rochester Medical Center conducted on mice suggests that the brain has a method for removing toxic waste that actually ramps up during sleep.<sup>2</sup> Essentially, they discovered that the space between brain cells expands by about 60 percent during sleep, which allows the glymphatic system (which acts much like the lymphatic system but is unique to the brain) to pump cerebral spinal fluid through the brain and flush the waste from the brain back into the body's



circulatory system, where it reaches the liver and is eventually eliminated.<sup>3</sup> This research suggests that humans also have a “garbage removal system” in our brains that removes harmful waste products; this could potentially be the purpose of sleep.

## Our Hormones

When we sleep, our hormone system is in an anabolic state which allows for energy conservation, repair, and growth processes.<sup>4</sup> The body produces human growth hormone, which promotes the maintenance and repair of muscles and bones, renewing tissues faster than while we're awake.<sup>5,6</sup>



## Our Skin

The skin is made partially of collagen, a protein that is abundantly found in the human body, that gives our skin (and other connective tissues like bone and tendons) strength and structure. As we sleep, our body's immune function is restored, an effect which in turn can positively affect collagen production.<sup>7</sup> Sleep deprivation may also affect our skin's homeostasis, or balanced state, and may impair the skin's natural barrier, which protects us.<sup>8</sup> Sleep deprivation may even cause skin diseases and increase our chances of systemic bacterial infections.<sup>9</sup>



Sleep's abundant positive effects on the human body make the importance of a healthy sleep environment that much more imperative, extending beyond just the negative health impacts from toxic bedding materials. By choosing healthier materials, we can lower our body's levels of toxic chemicals, potentially eliminating interference with healthy and restorative sleep.

# What's Inside the Mattress: Polyurethane Foam

There are many kinds of mattresses. The most common types are made of memory foam (or viscoelastic foam), flexible polyurethane foam, coils, or combinations of these materials.

Flexible polyurethane foam and memory foam are both polyurethane foams, but each type contains different additives at varying amounts to achieve the desired density, firmness, and rate at which the foam returns to its original position.<sup>10</sup>


The polyurethane foam that makes up most mattresses is made by mixing polyols, a group of surfactants, with water and isocyanates, the primary building blocks of foam.<sup>11</sup> The process also uses other chemical catalysts, surfactants, fillers, and flame retardant chemicals.<sup>12</sup> Some manufacturers add auxiliary blowing agents, which influence the foam's softness and density.<sup>13</sup> Most, if not all, of the ingredients used in making polyurethane foam are petroleum products, meaning they are derived from fossil fuels. All of these ingredients are mixed together in a mold and react quickly, rising like a loaf of bread.

**Ingredients in polyurethane foam, which makes up most mattresses, are petroleum products derived from fossil fuels.**

---

## Flame Retardants

Flame retardants are a group of chemicals commonly added to polyurethane foam. Because polyurethane foam is made from materials derived from fossil fuels, and therefore highly combustible,<sup>14</sup> some industry officials assert that flame retardant chemicals lower the risk of flammability. However, these chemicals are of significant concern to our health, and might not actually give us more time to escape in a fire.<sup>15, 16</sup>



Some of these toxic flame retardants have been measured in the blood stream<sup>17</sup> and urine<sup>18</sup> in biomonitoring studies, which measure the actual level of a substance within people's bodies. Several scientific studies have linked flame retardants to several long-term health impacts like endocrine disruption,<sup>19,20</sup> lower IQ,<sup>21,22</sup> hyperactivity,<sup>23</sup> altered sexual development,<sup>24,25</sup> fertility issues,<sup>26</sup> thyroid dysfunction,<sup>27</sup> and cancer.<sup>28</sup>



Mothers can transfer flame retardants to their babies through breast milk.<sup>29</sup> In fact, breast milk can be one of the largest sources of flame retardants in a human's lifetime.<sup>30</sup>

Household dust is another common route of exposure to flame retardant chemicals.<sup>31,32,33</sup> Because some flame retardants are not heavily bound to the products they're used in, flame retardants can migrate from a product, like a mattress, and land in household dust.<sup>34</sup> From there, they're inhaled, consumed, and then stored in our bodies.<sup>35</sup> Flame retardant chemicals have been measured in dryer lint; this is likely from household dust accumulating in clothing.<sup>36</sup>



Children are especially at risk for exposure to flame retardant chemicals through contact with household dust. Children play, nap, and sit on the floor, and also handle objects like toys that have touched the floor.

Children often place their hands in their mouth; this is a common route of exposure to flame retardants.<sup>37</sup> Because their bodies are still developing, children are considered a population vulnerable to chemical exposure that can disrupt various systems.<sup>38</sup> This ongoing development makes children particularly susceptible to flame retardant chemicals.

Not only are some flame retardants harmful to human health, but they also impact animals and the environment. Flame retardants have been found in the tissues of polar bears,<sup>39</sup> sea otters,<sup>40</sup> killer whales,<sup>41</sup> and more. Because household dust accumulates in clothing, flame retardants have been measured in laundry wastewater effluent. This effluent water can eventually reach natural water sources where aquatic life lives. This an issue because some flame retardants are known to be toxic to aquatic life.<sup>42</sup> Many flame retardants can be persistent (meaning they stick around) in the environment,<sup>43,44,45,46</sup> can bioaccumulate (accumulate in organisms' tissues),<sup>47, 48</sup> and can biomagnify (accumulate progressively more in organisms' tissues moving up the food chain).<sup>49, 50</sup>

**Flame retardants are linked to endocrine disruption, lower IQ, hyperactivity, altered sexual development, fertility issues, thyroid dysfunction, and cancer.**



## Polybrominated Diphenyl Ethers

Until 2004, Polybrominated diphenyl ethers (PBDEs) were the most commonly-used type of flame retardants,<sup>51</sup> but because of the link between PBDE exposure and hormone disruption,<sup>52</sup> PBDEs were voluntarily and permanently phased out by the sole manufacturer in the United States.<sup>53,54</sup> However, many older products containing PBDEs from pre-phase-out are still in use by the general public.<sup>55</sup> Regardless of the ban, PBDEs are still detected in the blood.<sup>56</sup> In pregnant women, these detected levels may impact thyroid function.<sup>57</sup>

The industry has replaced PBDEs with other flame retardants, but toxicological information on these alternatives—and even the identities of these alternative flame retardants—are not readily available.<sup>58</sup> Flame retardant formulations are often proprietary and considered trade secrets, which means that many major mattress companies will not reveal what flame retardant chemicals they use.<sup>59</sup>



## Organophosphorus and Halogenated Flame Retardants

Although many flame retardant formulations are proprietary, we do know that of the flame retardants currently in use, two types are of primary concern:<sup>60</sup>

- Organophosphorus flame retardants: those containing phosphorous bonded to carbon.<sup>61</sup>
- Halogenated flame retardants:<sup>62</sup> those containing carbon bonded to a halogen (chlorine, bromine, iodine, or fluorine).<sup>63</sup> This class includes flame retardants sometimes referred to as brominated, chlorinated, or organohalogen flame retardants (OFRs).<sup>64</sup> (PBDEs are also halogenated flame retardants.)<sup>65</sup>

Both categories are suspected to cause adverse effects on human health and environment.<sup>66</sup>

In July of 2015, a number of petitioners including medical, consumer, science, fire, and community organizations, submitted a petition to the U.S. Consumer Product Safety Commission (CPSC) to ban halogenated flame retardants (OFRs) in certain consumer products, including some childcare articles, upholstered furniture, mattresses, and mattress pads.<sup>67</sup>

**Flame retardant formulations are often proprietary so companies can legally keep them secret.**

In 2017, the Commission voted to grant the petition; however, it was granted as a non-binding recommendation, as opposed to a legal standard.<sup>68,69,70</sup> This means that although it's a recommendation, companies are not yet required to forego OFRs in mattresses and other consumer products, until the board can adequately assesses them.<sup>71,72</sup>

The CPSC is required to assess the health risks of OFRs before instituting a ban. The Commission is currently consulting the National Academy of Sciences on the best course of action to assess OFRs.<sup>73</sup> Until the assessment is complete, OFRs are allowed for use in consumer products.<sup>74</sup>

### Firemaster 550

Firemaster 550, a common replacement for PBDEs,<sup>75</sup> is an organophosphorus flame retardant.<sup>76,77</sup> Firemaster 550 and its components are commonly found in household dust,<sup>78,79,80</sup> and there are several associated and potential health effects associated with the chemicals.

One study found that perinatal exposure to Firemaster 550 can cause endocrine disruption, "at levels much lower than the [level at which no adverse effects are seen] reported by the manufacturer."<sup>81</sup> In animals, Firemaster 550 is a potential

## More on Flame Retardants

In addition to the flame retardants that have been identified as currently in use, companies are constantly discovering, synthesizing, and using new flame retardants. However, often the chemical structure and formulation is proprietary, leading to issues in transparency and difficulty obtaining toxicological data. Because flame retardant formulations can be considered trade secrets, many major mattress companies will not reveal which chemicals they use. Other flame retardants, some of which are organophosphorus or halogenated, that maybe used in polyurethane foam include, but aren't limited to:

- Emerald Innovation NH-1
- Firemaster BZ-54
- FR 513
- FR 1410
- Fyrol-2 / Fyrol-38
- Fyrol A300TB
- Fyrol A710
- Fyrol HF-4
- Fyrol HF-5
- Fyrol PCF / Fyrol PCF-LO
- Melamine
- Reofos NHP
- U\_POFR
- V6

Data gaps from proprietary information are exacerbated by the fact that many flame retardant chemicals are used in combination. Not only are the individual chemicals untested, the combinations are untested, resulting in even greater gaps in research on human and environmental health.

obesogen and contributor to metabolic syndrome,<sup>82</sup> may impact growth and neurodevelopment,<sup>83</sup> and is associated with early onset puberty in the pups of female rats exposed to it.<sup>84</sup>

Firemaster 550 flame retardant is made up of several compounds:<sup>85,86</sup>

- TBB (2-ethylhexyl-2,3,4,5-tetrabromobenzoate): shown to accumulate in tissues of both the female rats in their pups.<sup>87</sup>
- TBPH ((2-ethylhexyl) tetrabromophthalate): linked to potential alterations in fetal testis development, thyroid dysfunction, liver dysfunction, and obesity.<sup>88</sup> TBPH is structurally similar to the phthalate DEHP, which is a male reproductive toxicant in rodents.<sup>89</sup>
- TPP (triphenyl phosphate): While there is little information about the toxicological potential of this individual component, Firemaster 550 as a whole may be an endocrine disruptor, obesogen, and developmental toxin.<sup>90</sup>
- ITPs (isopropylated triphenylphosphate isomers):<sup>91</sup> linked to adverse health effects in zebra fish;<sup>92</sup> several ITPs are trade secrets.<sup>93</sup>

Despite their potential and associated health effects, the chemicals of Firemaster 550 are commonly found in baby mattresses.<sup>94</sup> However, if after proper assessment of OFRs, the CPSC recommendation is granted into a requirement, Firemaster 550 will be banned from use in select consumer products, including mattresses for adults and infants.

### Chlorinated Tris

Chlorinated tris is an organophosphorus flame retardant that was used in children's pajamas until the 1970s when it was banned for associated adverse health effects.<sup>95</sup> However, despite the chemical's ban in pajamas, it is still used in mattresses today. Chlorinated tris, a known carcinogen,<sup>96</sup> is common in baby mattresses<sup>97</sup> and is often used as a replacement flame retardant for PBDEs. Forms of chlorinated tris include TDCPP, TCEP, TCPP, and TCPP.<sup>98</sup>

**The chemicals of Firemaster 550 are commonly found in baby mattresses, even though they're potential obesogens, contributors to metabolic syndrome, may impact growth and neurodevelopment, and are associated with early onset puberty.**

## Flammability of Foam and Flame Retardants

Mattresses must meet certain flammability standards set by the U.S. federal government; these standards require both a smolder test and an open-flame test. A smolder test is meant to simulate a fire ignited by a cigarette,<sup>99</sup> whereas an open-flame test is meant to simulate a fire ignited by a flame,<sup>100</sup> like a candle. Crib mattress flammability is not regulated under specific federal regulation; the same standards as adult mattresses apply.<sup>101</sup>

The smolder test mandated by 16 C.F.R. § 1632 in 1973 requires mattresses and mattress pads to pass a smolder test. It requires that charring doesn't spread beyond two inches from where a faux cigarette is applied to the material.<sup>102</sup>

In 2007, 16 C.F.R. § 1633 was instituted as a complementary requirement to existing § 1632. The new standard requires mattresses, foundations, and mattress-foundation sets to undergo a 30-minute open-flame test,<sup>103</sup> in addition to the existing smolder test.

**Because polyurethane foam is highly flammable, the addition of flame retardant chemicals is necessary to meet mattress flammability standards. Natural materials are generally less flammable than polyurethane foam, so they don't require extra flame retardants.**

Open flame tests measure how much heat will be released when a material is ignited. This is called heat release rate. The higher a material's heat release rate, the higher that material's energy content, and propensity to self-propagate a fire.<sup>104</sup> Heat release also measures the size of a fire.<sup>105</sup>



A material's heat release rate also partially determines flashover.<sup>106</sup> Flashover is when a material ignites other materials within the space by the original fire's radiant heat.<sup>107</sup> After flashover occurs, it's essentially impossible to exit a room because it's entirely ignited.<sup>108</sup>

The goal of § 1633 is to delay flashover,<sup>109</sup> by capping a material's heat release rate<sup>110</sup> at both fifteen and thirty minutes.<sup>111</sup> Flashover is a concern because about two-thirds of fatalities from mattress fires are flashover fires that originate in the mattress.<sup>112</sup>

Because polyurethane foam is highly flammable<sup>113,114</sup> and has a high release rate, the addition of flame retardant chemicals is necessary to meet mattress flammability standards.<sup>115</sup> In a fire, polyurethane foam often liquefies, drips, and pools under the product. The pool ignites from the heat of the foam fire, which can cause the fire to grow.<sup>116</sup>

Natural fabrics have a lower heat release and are generally less flammable than polyurethane foam. In a study measuring the time to the point of flashover of foam-based furniture versus cotton batting and cotton fabric-based furniture, foam's flashover was at 4 minutes.<sup>117</sup> Cotton-based furniture's flashover was not until 34 minutes.<sup>118</sup> The application of fire retardants improved foam-based's flashover, but cotton's flashover was still approximately two times longer.<sup>119</sup> Natural fabrics do not often liquify and pool like polyurethane foam.

---

## Are Flame Retardants Effective?

In addition to the potential adverse health and environmental effects of flame retardants, their efficacy is debated. Flame retardants may not be effective in preventing fire or in providing significantly more time for an exit in the event of a fire.<sup>120</sup> However, they're ubiquitous in foam-based products because foam is inherently very flammable.<sup>121,122</sup>

Two studies are often referred to regarding flame retardant efficacy. One is misrepresented.<sup>123</sup> The other's conclusions are extrapolated incorrectly.<sup>124,125</sup> Other studies are scarce.

In the first study, the researchers used amounts of flame retardant chemicals at much higher concentrations than would be used in normal products. The study's author, fire engineer Vytenis Babrauskas, criticized the misuse of his research.<sup>126</sup> The second study's data was extrapolated incorrectly, resulting in the misuse of information.<sup>127</sup>

In a foam product, once the underlying foam has ignited from the fabric, flame retardant chemicals are ineffective in mitigating the intensity of the spread of the fire.<sup>128,129</sup> In flammability

testing, flame retardants applied directly to foam showed no significant difference in flammability safety than foam without flame retardants applied directly.<sup>130</sup>

Flame retardants may not be effective in preventing fire-related deaths, as some flame retardant formulations cause an increase in carbon monoxide, smoke, and soot.<sup>131</sup> Smoke inhalation alone and coupled with burns are the leading causes of death in fires.<sup>132</sup>


Finally, occupationally-related cancer in firemen has become a growing concern,<sup>133,134,135,136</sup> as firefighters experience cancer at elevated rates.<sup>137</sup> Cancer is now the leading cause of death in firefighters.<sup>138</sup> Some organizations and researchers attribute exposure to synthetic chemicals in fires as a potential association with occupationally-related cancer in firemen,<sup>139,140</sup> including flame retardant chemicals specifically.





## Isocyanates

Isocyanates are a primary building block of foam; 141 when they're mixed with water and polyols, a group of surfactants, foam is formed. Toluene diisocyanate (TDI) is the most common isocyanate used in this process; methylene diphenyl diisocyanate



(MDI) is also used.<sup>142</sup> Both TDI and MDI are aliphatic compounds, a group of hydrocarbons, and are made primarily from crude oil or natural gas.<sup>143</sup>

Exposure can cause asthma attacks, irritation to mucous membranes, skin inflammation, and chemical sensitization.<sup>144</sup> Isocyanates can also cause respiratory disease, even at low levels of exposure.<sup>145</sup> One isocyanate, TDI, is a known carcinogen.<sup>146</sup> Isocyanates are an occupational chemical of concern.<sup>147</sup>

According to the foam industry, mattresses are “cured” during manufacturing, and so isocyanates are “inert” and therefore unable to migrate or off-gas from the product, once the mattress is manufactured. However, such industry claims are often made with few supporting reference materials.<sup>148</sup>

**Isocyanates are linked to asthma attacks, irritation to mucous membranes, skin inflammation, chemical sensitization, respiratory disease, and cancer.**

More isocyanates are added than necessary for the chemical reaction that creates foam.<sup>149</sup> This means that not all of the isocyanates are used up in the reaction, and residual, unreacted isocyanates may be present in polyurethane foam.

Adding excess isocyanates during manufacture could cause the slow release of isocyanates, resulting in the “exposure of the general population to low levels” of those chemicals from finished polyurethane products like foam bedding in which traces of unreacted TDI remain.<sup>150</sup>

Studies support this, showing that there are residual amounts of unreacted isocyanates like TDI and MDI in polyurethane products.<sup>151,152</sup> One study found free unreacted isocyanates in samples up to 31 years old.<sup>153</sup> Another found unreacted isocyanates in 13 polyurethane foam samples, likely at greater levels in newer mattresses than in older, used mattresses.<sup>154</sup>

Even though isocyanates can be present in polyurethane foam, the industry maintains that this exposure is harmless. One study conducted primarily by industry scientists concluded that there is no risk of harmful health effects resulting from sleeping on polyurethane mattresses.<sup>155</sup> But according to OEHHA, “chronic exposure to TDI may occur via inhalation and dermal contact with polyurethane products”<sup>156</sup> and this “chronic exposure to relatively low levels of TDI may result in allergic sensitization.”<sup>157</sup>

While research is inconclusive as to if isocyanates pose a high risk to consumers of polyurethane foam products, it remains a high risk to the workers who make our mattresses,<sup>158</sup> and could pose unforeseen health threats to consumers.

## Volatile Organic Compounds

Researchers have identified multiple volatile organic chemicals (VOCs) that are capable of emitting from mattresses and mattress covers. VOCs are organic chemicals that can easily become a gas; these gases are usually invisible to the eye and are very common in indoor environments like homes, offices, schools and childcare facilities.<sup>159</sup> Many VOCs are known to be harmful to human health.<sup>160</sup>

Polyurethane foam is a source of VOC emissions in the home, but it also has the capability to absorb VOCs in the surrounding environment.<sup>161</sup> For example, because some paints are high in VOCs, painting a room can result in high levels of VOCs in indoor air; polyurethane foam can absorb the VOCs off-gassing from the paint.<sup>162</sup> This absorption can then be reversed. When VOC concentrations in the room decrease, VOCs can desorb from the polyurethane foam back into the indoor air.<sup>163</sup> This means that

**Multiple VOC emissions have been identified in mattresses, including a chemical manufactured with phosgene, a poisonous gas originally used as a chemical weapon in WWI that was responsible for the majority of deaths.**

polyurethane foam plays a role in the quality of our indoor air.<sup>164</sup>

Because polyurethane foam can absorb VOCs from the surrounding environment, researchers have noted that some VOCs that have been detected off-gassing from foam samples can be either from the polyurethane foam itself or those that have been absorbed from the surrounding environment.<sup>165</sup>

One study found that mattress barriers (like some baby mattress covers) can act as somewhat of a barrier from VOC mattress emissions. However, adult mattresses don't usually have waterproof covers like baby mattress, which means that adults could be more readily exposed to VOCs emitted from polyurethane foam.<sup>166</sup>

Multiple VOC emissions have been identified in mattresses. One study identified the VOCs 1,2-dichlorobenzene and 1,4 dichlorobenzene emissions from polyurethane foam samples.<sup>167</sup> Both of these chemicals are used in the manufacture of isocyanates during the phosgenation process, in which an amine is treated with phosgene,<sup>168</sup> a poisonous gas originally used as a chemical weapon of war in WWI that was responsible for the majority of deaths.<sup>169</sup> Phosgene is used widely in chemical manufacturing today.<sup>170</sup>

1,2-chloro-2-propanol, 2-chloro-1-propanol and 1,2-dichloropropane also can off-gas from mattress samples.<sup>171</sup> In animal studies, both short-term and long-term exposure at low levels of 1,2-dichloropropane caused damage to the liver, kidneys and the respiratory



system.<sup>172</sup> In humans, it can cause eye, skin and respiratory irritation; kidney damage; and liver damage.<sup>173</sup>

Phenol, which can be used in the manufacturing process of foam,<sup>174</sup> has been identified in emissions.<sup>175,176</sup> Other identified compounds include: 2-ethyl-hexanoic acid, which can be used in manufacturing;<sup>177</sup> D-limonene, which can be used as a solvent, wetting agent or

fragrance in manufacturing;<sup>178</sup> and linalool, a fragrance ingredient.<sup>179</sup>

In one study, researchers found acetaldehyde and formaldehyde emitted at higher rates than other VOCs.<sup>180</sup> However, because of its small sample size, further research is necessary to determine if these are common emissions in many polyurethane mattresses.

---

## Other Additives

There are other common additives in polyurethane foam:

- Urethane grade methylene chloride: can cause skin and eye irritation and is readily absorbed through the lungs.<sup>181,182</sup>
- Acetone: skin and eye irritant;<sup>183</sup> linked to respiratory tract irritation, dizziness and weakness in workers.<sup>184, 185</sup>
- Liquid carbon dioxide: can pose a risk of frostbite in an occupational setting if not handled properly.<sup>186, 187</sup> This additive is gaining popularity in the industry.<sup>188</sup>

There is limited available research on these chemicals' potential to off-gas from mattresses or if coming into direct contact with a mattress manufactured using these chemicals poses health risks.

- Phthalates: Some additives—including dyes, fillers, and stabilizers—are phthalates, a class of plasticizers, and phthalate alternatives, which are chemicals being used as alternatives to phthalates.<sup>189</sup> Like VOCs, foam may absorb, harbor, and desorb plasticizers found within mattress covers or form the surrounding environment.<sup>190</sup> More on the health effects of these chemicals can be found in the section entitled, "What's Inside the Mattress: Waterproof Baby Mattresses."

## Polyester

Polyester is often used as ticking, which is the top-most finely woven protective layer of the mattress. It is also sometimes used to wrap metal coils. The most common fiber used to make polyester fabric is poly(ethylene terephthalate) or PET.<sup>191</sup> This is the same material used for soda bottles.<sup>192</sup>



In the polyester production process, antimony trioxide is commonly used as a catalyst.<sup>193,194</sup> Antimony trioxide is classified as possibly carcinogenic,<sup>195</sup> and some forms are potentially endocrine disrupting chemicals.<sup>196</sup>

Researchers have found antimony at detectable levels in polyester textiles.<sup>197,198,</sup><sup>199</sup> The residue could be from petroleum, from which polyester is derived,<sup>200</sup> but more likely is from the catalysts used during manufacturing, an overwhelming majority of which use antimony.<sup>201,202</sup>

Researchers have found that even at low temperatures, antimony can migrate from the fabric to saliva<sup>203</sup> and sweat.<sup>204,205</sup> One study

concluded that exposure to antimony through polyester could result in potential health impacts for groups who wear polyester textiles often and for prolonged periods of time.<sup>206</sup> Given that we sleep for approximately eight hours every night, it *may* be possible that this is prolonged and frequent enough exposure to experience associated health impacts from antimony exposure. However, there is no research on this subject.

In addition to antimony, a number of researchers have confirmed that estrogenic compounds are capable of migrating from PET water bottles into its contents.<sup>207,208,209</sup> However, there is no research on the capability of endocrine disrupting compounds' capability to migrate from polyester PET fabrics to the user's skin.

Making polyester is an energy-intensive process, often using far more energy than manufacturing other textiles like conventional and organic hemp and cotton.<sup>210</sup> In the production process, emissions can severely contaminate water sources with a number of pollutants like dissolved particulate matter, ammonia, and acids.<sup>211</sup> Antimony trioxide can also leach out into wastewater, contaminating surrounding waters,<sup>212</sup> potentially causing toxic impacts to aquatic life.<sup>213</sup>

Because we don't yet understand how polyester might be impacting humans in the sleep environment and environmental impacts are already documented, Made Safe encourages exercising the precautionary principle and choosing safer fabrics like organically grown and safely produced wool and cotton.

**Polyester, often used as ticking, is made of the same chemicals used for soda bottles – chemicals which are linked to cancer and hormone disruption.**

---

## Adhesives

The research on adhesives used in mattress construction is limited. Adhesive formulations are often proprietary and industry information contains few details about what actually goes into mattress glue. Because this information is unavailable, it is difficult to determine what adhesive ingredients people might be exposed to from bedding, and what health effects might result. What we do know about adhesives is summarized in this section.

After 1,1,1-trichloroethane (TCA), the primary adhesive used by the polyurethane industry, was banned in the 1990s because it depletes the ozone, methylene chloride and n-propyl bromide (nPB) took TCA's place.<sup>214</sup> Methylene chloride is a suspected carcinogen,<sup>215</sup> and is implicated in the deaths of dozens of furniture workers.<sup>216</sup>

As methylene chloride was phased out, nPB became a preferred choice for many foam manufacturers,<sup>217</sup> though it is unclear to what extent this dangerous adhesive is used in polyurethane foam mattresses specifically.<sup>218</sup>

nPB causes irritation of mucous membranes like the eyes and respiratory tract.<sup>219</sup> The chemical can cause neurological effects like dizziness, confusion, and headaches.<sup>220</sup> The National Toxicology Program found clear evidence of carcinogenicity in female rats and male mice due to exposure to nPB.<sup>221</sup> The body can absorb nPB via contact with the skin and by

inhalation.<sup>222</sup> Despite being an occupational hazard, there is no current standard set by OSHA for nPB exposure.<sup>223</sup>

Other current mattress adhesives are often liquids composed of adhesive solids suspended in a solvent or in water.<sup>224</sup> Hot melt and water-based adhesives are two of the most popular forms of adhesives currently used in the mattress industry.<sup>225</sup> Hot melt adhesives are composed entirely of solids that are heated to high temperatures, and then applied to the foam. As the solids cool, the surfaces adhere.<sup>226</sup> As of 2000, the industry favored hot melt adhesives.<sup>227</sup> However, hot melts do not often work well with viscoelastic foams like memory foam.<sup>228</sup>

Water-based adhesives are somewhat misleading, as the term simply denotes that the base of the adhesive is water. In these adhesives, water is used instead of solvents, which are traditionally used as adhesive bases, but solvents can be undesirable because they can volatilize easily, dispersing gaseous molecules, potentially contaminating the workplace and exposing workers. Just because the adhesive is water-based does not mean it is safe. The suspended adhesive itself can be made up of a number of chemicals or formulations, most of which are proprietary, which makes it impossible to know what kind of adhesive compounds we are exposed to through foam mattresses.



In addition to hot melts and water-based adhesives, some companies may use acetone adhesives.<sup>229</sup> Several other chemicals have been reported to be used in mattress adhesives including acrylate resins, chloroform, carbon tetrachloride, cyanide, dioxins, furans, polyvinyl acetate, and more. Formaldehyde, a carcinogen,<sup>230,231</sup> has also been reported as a mattress adhesive.<sup>232</sup> However, there is no information available regarding to what extent any of these compounds are currently used in the mattress industry.

# What's Inside the Mattress: Waterproof Baby Mattresses

Babies spend more of their lives asleep than adults. This means their sleep environments are particularly important factors in babies' exposure to gaseous indoor air pollutants, both in the short-term and in the long-term.<sup>233</sup> Babies also inhale more air than adults relative to body mass,<sup>234</sup> making them more vulnerable to gaseous chemicals.

Because the developing systems of infants are vulnerable to chemical exposure,<sup>235,236,237</sup> Made Safe believes that a healthy sleep environment is crucial for our babies. This section unpacks what's inside waterproof baby mattresses made from vinyl in order to help you make the safest mattress choice for your baby.



In addition to the chemicals overviewed in the previous section – flame retardants, isocyanates, and others – waterproof baby mattresses have other specific concerns, including phthalates and additional VOCs.

To make them waterproof and antibacterial, baby mattresses often have a soft vinyl cover, or a cover is purchased to add to a mattress.<sup>238</sup> Vinyl is the same material as PVC; these terms are used interchangeably.

Normally, vinyl is a hard plastic, so in order to make it soft, manufacturers add plasticizers, which are a group of individual or chemical compounds designed to make plastic softer and more flexible. Phthalates, a group of chemicals, are some of the most commonly used plasticizing chemicals.<sup>239,240</sup>

Waterproof vinyl can off-gas plasticizing phthalates and harmful VOCs. Off-gassing is a process in which invisible gasses are released from a source. Sometimes you can smell them; often you can't. These chemicals are released directly into the baby's sleep environment.

**Waterproof vinyl can off-gas plasticizing phthalates and harmful VOCs directly into the baby's sleep environment.**

---

## VOCs

In addition to the previous points on VOCs, a number have been detected off-gassing from polyurethane foam and vinyl mattress covers.

Specific to children, exposure to VOCs has been linked to the development or worsening of asthma in some kids,<sup>241, 242</sup> poor respiratory health in infants,<sup>243</sup> and increased risk of pulmonary infections.<sup>244</sup>

One study found evidence that crib mattress covers may act as a barrier to some volatile organic compounds (VOCs) originating in the soft foam layer underneath.<sup>245</sup> However, when the cover cracks, this offers a more direct escape route for VOCs originating in the polyurethane foam. In addition, VOCs don't just come from polyurethane foam; mattress covers are a significant source of VOCs. In fact, despite their ability to block some VOCs, mattress covers may be more of a significant source of VOCs than the mattress itself.<sup>246</sup>



Mice exposed to waterproof vinyl crib mattress covers experienced acute respiratory tract toxicity.<sup>247</sup> These effects were worsened in secondary exposure.<sup>248</sup>

Researchers found that some mattress covers emitted toluene, xylenes, trichloroethylene, isopropylbenzene, ethyl benzene, and phenol.<sup>249</sup> Other VOCs detected from crib mattresses in studies in which both the cover and polyurethane foam were tested include: phenol, 2-

ethyl-hexanoic acid, 3-methyl-1-heptanol, D-limonene, neodecanoic acid and linalool.<sup>250</sup>

For more information on chemicals that have the ability to off-gas from polyurethane foam, see the VOC section earlier in this report.

---

## Phthalates

Plasticizing phthalates, which are semi-volatile organic compounds (SVOCs), also have the capability to off-gas from polyurethane foam and vinyl mattress covers. Mattress covers may be a more significant source of SVOCs like phthalates than foam.<sup>251</sup> Because phthalates are not tightly bound within the vinyl, they can migrate out of the product into the sleep environment.<sup>252, 253</sup> Phthalates are "ubiquitous and among the most abundant SVOCs in indoor environments," as a result of off-gassing from consumer products.<sup>254</sup>

In 2009, because of their documented negative health impacts and widespread use, some phthalates were banned for use in "childcare articles,"<sup>255</sup> which include products that are intended to facilitate sleep or feeding in infants.<sup>256</sup> The banned phthalates include: bis(2-ethylhexyl) phthalate (DEHP), dibutyl phthalate (DBP), and butylbenzyl phthalate (BBP) in quantities greater than 0.1 percent.<sup>257</sup> Five more phthalates were banned in 2017 for use in childcare articles and toys (DINP, DIBP, DPENP, DHEXP, DCHP).<sup>258</sup>

Because of the phthalate ban, alternative plasticizers, which include new phthalates and plasticizers of other



chemical groups, are being researched and developed.<sup>259</sup> These include: di(2-ethylhexyl) adipate (DEHA), di(2-ethylhexyl) terephthalate (DEHT),<sup>260</sup> and diisononyl cyclohexane-1,2-dicarboxylate (DINCH).<sup>261,262</sup> These new plasticizers do not have sufficient toxicological data.<sup>263,264</sup> However, “given that these alternatives have properties that are similar to those of phthalates, similar levels of emissions and environmental fates may be expected.”<sup>265</sup>

Researchers found that 17 of 20 crib mattress covers tested for plasticizers contained at least one plasticizer greater than 0.1 percent.<sup>266</sup> In new mattress covers tested, DINCH was the most commonly detected plasticizer; in used mattress covers, the most commonly detected was DINP.<sup>267</sup> Overall, the most commonly detected plasticizer was DINP,<sup>268</sup> one of the phthalates currently banned on an interim basis for products that can be placed in an infant’s mouth.<sup>269</sup>

In approximately one-fourth of the covers, DEHP and DINP were both detected.<sup>270</sup> DEHA was also detected, but always with another plasticizer. This suggests that plasticizer combinations could be in use in mattress covers.<sup>271</sup>

In the study, mattress covers manufactured after the U.S. Consumer Product Safety Commission’s ban of select phthalates most commonly contained DINCH and iso-DEHP.<sup>272</sup> This suggests that these two plasticizers are being used as alternatives to the banned phthalates. Two of the mattresses containing DEHP, one of the phthalates banned for use at concentrations greater than 0.1 percent, exceeded the standard,

despite being manufactured after the ban was established.<sup>273</sup>

Plasticizers emit from soft vinyl at a slow rate.<sup>274</sup> This means that “it is likely that crib mattresses are a constant plasticizer source in the infant sleep microenvironment.”<sup>275</sup> Researchers point out the gravity of this: cribs often last somewhere around ten years, are passed through families and friends, and are donated or purchased second-hand.<sup>276</sup> Unlike many VOCs, the gases of which decrease as a product ages, SVOCs from phthalates do not appear to readily decrease over time.<sup>277,278</sup> In fact, mattress covers might “behave as permanent sources of phthalates and other SVOC additives during the lifetime of the covers.”<sup>279</sup>

Mattress temperature also influences phthalate emissions from mattress covers.<sup>280</sup> Some phthalates more readily off-gas as temperature increases.<sup>281</sup> For example, DEHA emissions increased significantly as temperature increased, which can be caused by a sleeping

**Researchers found that 17 of 20 crib mattress covers tested for plasticizers contained at least one plasticizer greater than 0.1 percent. The most commonly detected plasticizer was DINP, one of the phthalates currently banned on an interim basis for products that can be placed in an infant’s mouth.**



infant's body heat transferring to the mattress. According to researchers, this "suggests that, due to their close contact with the mattress, infants are likely to be exposed to higher phthalate concentrations than other occupants of the room."<sup>282</sup> However, it is important to note that this study was conducted in a research laboratory and real sleep environments are complicated by other environmental factors that influence phthalate emissions.<sup>283</sup>

However, despite these complications, the researchers noted that "Considering that infants inhale nearly an order of magnitude more air per body mass than adults, their inhalation dose of phthalates that originate from their mattress covers can be significant."<sup>284,285</sup> This means that while researchers do not yet totally know the extent to which phthalates may impact infants in real sleep environments, there is reason to suspect that phthalates pose a potential problem to infant health.

SVOCs like plasticizers can also adsorb to bed sheets.<sup>286</sup> With temperature increases from a sleeping infant, the plasticizers can be released where they can come in direct contact with the baby.<sup>287</sup> Because some plasticizers can be dermally absorbed, a sleeping baby may absorb the chemicals through the skin.<sup>288</sup> Inhalation is also a significant source of exposure to phthalates.<sup>289</sup>

**It is likely that crib mattresses are a constant plasticizer source in the infant sleep microenvironment.**

Many adverse health impacts are associated with some phthalates. Many phthalates have endocrine disrupting capabilities, which means they can mimic our hormones, and thereby may impact any function mediated by hormones. Because our hormones work in such tiny amounts, some endocrine disruptors can impact our bodies at levels of parts per billion.

A 2012 report by the World Health Organization and the United Nations Environment Programs documents evidence of phthalate endocrine disruptors and their effects in humans and animals. These effects in males include: decreased testis weight, reduced anogenital distance,<sup>290</sup> reduced accessory sex organ weights, modifications in sex organs and cells, reduced fertility, and more.<sup>291</sup> In females, endocrine disrupting effects include: uterine abnormalities, reduced fertility, and problems with thyroid function.<sup>292</sup> These effects are observed from one of more of the phthalates DEHP, BBP, DINP and DBP.<sup>293</sup> As mentioned earlier in the report, all of these phthalates have been documented in crib mattresses.

---

## Flame Retardants

Vinyl may also contain flame retardant chemicals. For example, TPBH, an analogue of phthalate DEHP which is a reproductive toxicant,<sup>294</sup> is used in PVC.<sup>295</sup> For more information on flame retardants that are used specifically in polyurethane foam, see the section entitled, "Flame Retardants" earlier in this report.

# Safer Mattress Materials

The good news is that there are many studies that show that reducing exposure to products with toxic chemicals reduces the levels of those chemicals in the body,<sup>296,297</sup> weighting the scales for better health—and the same goes for bedding.

Choosing mattresses and bedding made with more basic materials that are manufactured without highly intensive chemical processes often means reducing exposure to known harmful chemicals when sleeping, and avoiding the potential off-gassing of harmful chemicals over the long term.

---

## Cotton

Cotton is a non-toxic alternative to foam. It provides cushion and softness to mattresses without all the dangerous chemical inputs. Cotton can be used as batting to replace foam in the bulk of a mattress, as batting in a pillowtop, as the mattress cover, to wrap coils, and more.

Cotton, a natural material, is also inherently much less flammable than foam, which is made from petrochemicals. This means that when properly used in conjunction with other

naturally flame-retardant materials, mattresses made with cotton can meet federal flammability standards without the addition of flame retardant chemicals.



While cotton is a great choice in lieu of foam, it must be grown organically to ensure its safety.

Conventional cotton can use heavy doses of pesticides.<sup>298,299,300,301</sup> Growing cotton can also be water-intensive process, requiring 20,000 liters of water to produce one kilogram of cotton,<sup>302</sup> which is the equivalent of one outfit.<sup>303</sup> Cotton is also one of the world's most common GMO crops. In the United States, the majority of cotton is GMO.<sup>304</sup>

Instead of conventional cotton, opting for organic cotton means choosing a material that is non-GMO and grown without synthetic pesticides. When from an organic and sustainable source, cotton is a non-toxic bedding material that is naturally flame resistant.

**When properly used in conjunction with other naturally flame-retardant materials, mattresses made with cotton can meet federal flammability standards without the addition of toxic flame retardant chemicals.**

---

## Wool

Wool can be used in many different parts of mattresses. Some mattresses are made of 100 percent wool – inside and out. Other mattresses have pillow tops filled with wool, coils wrapped with wool textiles, supportive wool filling in the bulk of the mattresses, as part of the mattress cover, and more.

Wool is naturally flame resistant.<sup>305</sup> When used properly, wool can provide fire resistance that meets federal flammability standards.

Polyurethane mattresses tend to harbor heat, creating a hotter sleep environment. Wool, on the other hand,

helps naturally regulate your body temperature, in both warmer and cooler months, by effectively circulating air within the material. The material also wicks away moisture from the body; another characteristic that keeps the body cool and comfortable.



Wool should be processed with non-toxic inputs like surfactant washes and treatments. Wool should also be sourced responsibly; as is true with any industry that handles live animals, animal welfare can be a concern. When purchasing a mattress, ask the mattress company about animal welfare standards.

---

## Latex

Latex is used as many different components of mattresses. The material can make up the entirety or bulk of the mattress, serve as a top layer on coil mattresses, comprise a middle layer between coils and cotton or wool topper, or be added in small amounts to foam. Because of its utility, latex is an excellent substitution for foam.

There are three types of latex used in mattresses: natural, synthetic, and natural/synthetic blends. Natural latex is a milky fluid found in a wide range of plants. Latex also forms the basis of natural rubber.<sup>306</sup> Natural latex is tapped from trees, a process similar to collecting maple syrup.

Synthetic latex is made from refined oil, coal or other hydrocarbons.<sup>307</sup> More specifically, synthetic latex is most often styrene-butadiene rubber (SBR).<sup>308</sup>

In this process, butadiene and styrene are mixed together with other ingredients, which can include d-isopropyl benzene hydroperoxide, ferrous sulfate,<sup>309</sup> and others.<sup>310,311</sup> Butadiene is an occupational chemical of concern, and can cause mucous membrane irritation at low doses, and central nervous system depression at high doses.<sup>312</sup>

Blends are composed of both natural latex and synthetic SBR latex.

Despite being labeled as “natural,” some natural latex mattresses can still contain



chemicals of concern. This is because latex must be preserved before it undergoes processing, which is required to achieve a desired shape. Preservation occurs at multiple points in the process. The preservative can be dictated by the type of processing used. Multiple chemicals are known to be used as preservatives:<sup>313</sup>

- Ammonia
- Ammonium borate
- Ethylene diamine tetraacetic acid
- Formaldehyde
- Sodium petachlorophenate
- Patented preservatives with undisclosed formulations

There are two types of processes used to create latex mattresses: Dunlop and Talalay. Dunlop is a simpler process that essentially involves the latex being whipped, poured into a mold, baked, washed, and then dried.<sup>314</sup> Talalay is more involved process. The latex is poured into a mold, a vacuum is formed to distribute the latex, it's frozen, heated, washed, and then dried for curing.<sup>315</sup>

While mattresses using both methods can be touted as "natural" and "green," other additives can be used in the process like gelling agents, emulsifiers, and ingredients to add structure. Nanoparticle silver can also be incorporated into natural latex – and potentially synthetic latex—to add antimicrobial properties.<sup>316</sup> Nanoparticle silver is toxic to some wildlife,<sup>317</sup> and may be harmful to people, but the full-scale of its effects are unknown.<sup>318</sup>

As "natural" latex can contain synthetic additives, it's important to know exactly

what went into the process of creating a mattress. When naturally sourced without any harmful additives, latex is an excellent alternative to foam.

While latex is excellent for its utility, it can be highly allergenic, and approximately 1 to 6 percent of the general of the population<sup>319,320</sup> and 8 to 12 percent of healthcare workers<sup>321</sup> are allergic the material. Latex allergy can produce itching, sneezing, and coughing.<sup>322</sup> In serious cases, the allergy can cause anaphylaxis,<sup>323</sup> a severe reaction that can be life-threatening.

Adults usually know if they're allergic and can avoid buying a mattress containing the material. However, with babies, it may not be known if they are allergic. As such, best practices are to avoid baby mattresses containing latex.

---

## Coils

In 2010, a guest blog post in Scientific American overviewed the results of one study, stating that the researchers found that coils in mattresses may amplify electromagnetic waves (EMF) from FM and TV broadcasting towers, which may be associated with cancer.<sup>324</sup>

Health bloggers raised a red flag. However, the blog reported the findings incorrectly.<sup>325,326</sup>

The study actually found that metal-containing mattresses attenuate – or reduce – electromagnetic waves immediately above the surface of the mattress.<sup>327</sup> This means, according to the study, metal-containing beds may reduce EMF exposure on the side of the body closest to the mattress, but not the other side, which could be unprotected from EMF.<sup>328</sup> However, the researchers' claims are unsupported by other studies; no other research exists on coils and cancer risk. Some citizen-scientists and mattress companies have measured EMF near mattresses but have usually found generally acceptable levels.<sup>329,330</sup>

The researchers point to mattresses and box springs containing “helically wound springs,” which are coils bound and connected with a long spiral wire.<sup>331</sup> The hypothesis is that coils made in this

fashion are connected, and therefore waves can be transferred.<sup>332</sup> But there is not enough science supporting this claim and not all mattress coils are made in this fashion.



There are four common types of mattress coils: continuous, offset, Bonnell and pocket.<sup>333,334</sup>

Continuous, which are formed with a single piece of wire; offset, which are hinged together with helical wires; and Bonnell, which

are the most common and are connected with helical lacing that binds the rows and borders the entire unit, are all “connected” types. Pocket coils – also called wrapped coils, encased coils and pocketed springs—function independently of one another because they are individually-enclosed. These coils are wrapped in fabric, often cotton, wool, polypropylene or polyester. Pocket coils are not connected by metal.

Contemporary foundations (formerly called box springs) are typically made without metal springs.

In addition to inaccurately portrayed findings of this topic’s primary study, there is not enough science to state that coil mattresses have the capacity to interfere with electromagnetic fields.

---

## Adhesives

The safest way to adhere mattress components is to forego chemical adhesives altogether. Instead, some companies elect to sew (even by hand) mattress components together.<sup>335</sup> Choosing a sewn mattress ensures that you are not exposed to any chemical adhesives.



# Linens

## Pillows

Pillows made with polyurethane foam do not require added flame retardant chemicals under federal flammability laws. However, that does not mean flame retardants are not used in the manufacture of the pillows, as some



companies may want to decrease their liability because polyurethane foam is highly flammable.

Foam pillows are made from the same materials as polyurethane mattresses, meaning that they may pose similar risk of toxicity. For more on foam, see the section entitled, "What's Inside the Mattress: Polyurethane Foam."

Other synthetic pillows can also be made with flame retardant chemicals, phthalates or alternative plasticizers. As these off-gas from polyurethane crib mattresses, it can be reasonably assumed that these products might carry the same risks, though this is unstudied. Studies suggest a possible connection between childhood allergies or adult rhinitis and synthetic pillows.<sup>336</sup>

## Sheets

Sheets, especially cotton, that are labeled "wrinkle-free," "no wrinkle," "no iron," and other terms can contain a formaldehyde finish.<sup>337</sup> Levels of up to 2,000 parts per million of formaldehyde have been detected in textiles.<sup>338</sup>

Formaldehyde is capable of off-gassing under certain conditions, like high temperatures and humidity.<sup>339</sup> In textiles, it has been reported as associated with allergic contact dermatitis.<sup>340</sup> The United States has no regulations on formaldehyde in textiles.<sup>341</sup>

Polyester, acrylic, and nylon are petroleum products. All three are essentially types of plastic and often require additives to manufacture, process, soften, and condition the materials. Some of these additives have been associated with harm to human health.<sup>342,343,344</sup>

For more on polyester, see the section above entitled "Polyester."



While some evidence indicates that some pesticides can be washed out of cotton,<sup>345,346,347</sup> because the crop is so heavily sprayed with pesticides,<sup>348,349,350,351</sup> it is best to choose organic cotton, as this protects field workers and prevents pesticide run-off, which is common.<sup>352</sup>

---

## Mattress Pads & Comforters

Mattress pads and comforters are often made of polyester, acrylic and nylon. For more information on these textiles, see the section above, "Sheets."



Some waterproof mattress pads can be made of vinyl, which can contain endocrine disrupting phthalates. For more information on vinyl, see "What's Inside the Mattress: Waterproof Baby Mattresses."

---

## Antibacterial and Antimicrobial Linens

Triclosan, which can be found in antimicrobial bedding,<sup>353</sup> is a known endocrine-disrupting chemical.<sup>354,355,356,357,358,359,360</sup> The chemical is also toxic to the aquatic environment.<sup>361,362</sup> The FDA banned triclosan in hand soaps effective in 2017,<sup>363</sup> but the chemical is still allowed for use in other products, including bedding.

Silver nanoparticles can be embedded in bedding and mattresses.<sup>364</sup> Nanoparticle silver is toxic to some wildlife, and is suspected to be harmful to people, but the full-scale of its effects are unknown.<sup>365</sup> Because of

the lack of research on the long-term health effects of nanoparticles, Made Safe and other organizations<sup>366</sup> recommend a precautionary approach with nanoparticle technology. It is best to avoid nanoparticles until extensive testing can be conducted.

Under trade names like Microban®, Biofresh®, Ultra-Fresh, Sure Check and more, chemicals intended to kill germs can be added to bedding; some of these cannot be washed out.<sup>367</sup> Some trade name formulations may contain triclocarban, an endocrine-disrupting

chemical<sup>368,369,370,371</sup> that is toxic to aquatic life;<sup>372</sup> triclocarban, like triclosan, was banned by the FDA in hand soaps.<sup>373</sup> Because many antimicrobial and antibacterial treatments are considered proprietary, scientists cannot know what chemical ingredients these products contain, making it is impossible to determine possible health risks.

In order to avoid harmful silver nanoparticles, endocrine disrupting triclosan, and undisclosed antimicrobial compounds, avoid bedding labeled as "antibacterial" and "antimicrobial."



---

## Stain Repellants

Stain repellants can be made of perfluoralkyl substances (PFAS), which include PFOA, PFOS, PFHxS and PFHXA.<sup>374</sup>

Perfluorooctanoic acid (PFOA), which is also known as C8 is a primary component of Teflon™. Teflon™, that same material in frying pans, can be applied to linens as a stain repellant.<sup>375</sup> Teflon™ and PFOA are controversial, with track records that suggest potential toxicity.<sup>376,377,378,379,380</sup>

Other PFASs can be used as stain repellents. Many PFASs are persistent in the environment,<sup>381,382</sup> meaning they stick around, and bioaccumulate in humans and animals,<sup>383</sup> meaning they stick to fat in the body. PFASs have number of toxic effects,<sup>384</sup> including endocrine disrupting capabilities,<sup>385</sup> cancer,<sup>386</sup> and developmental and reproductive toxicity.<sup>387,388,389</sup>

To forego PFASs, skip linens labeled as “stain repellant.”

---

## Spotting Safer Bedding

Avoid linens labeled with these terms, as they indicate the fabric may be treated with a harmful chemical:

- Antibacterial
- Antimicrobial
- Easy care
- No iron
- No ironing needed
- No wrinkle
- Shrink resistant
- Soft finish
- Stain Repellant
- Stain Resistant
- Wrinkle-free



# MADE SAFE Certified Products

MADE SAFE is the only certification examining all materials in bedding from a human health and ecosystem perspective. Our 360-approach screens for known behavioral toxins, carcinogens, developmental toxins, endocrine disruptors, fire retardants, heavy metals, neurotoxins, high risk pesticides, reproductive toxins, toxic solvents or harmful VOCs used in products. We then we go above and beyond known toxic chemicals to work with chemists to evaluate each material for bioaccumulation (builds up in our bodies), persistence (builds in the environment, sediment, or soil), and whether it contributes to air pollution, and whether it causes aquatic or animal harm.

In short, the MADE SAFE seal on mattresses or bedding means that it's made without materials known to harm human health or ecosystems. The products listed below meet the highest standard of human health and ecosystem safety according to the best available science:

## -LIST OF MADE SAFE PRODUCTS TO BE ADDED-



---

## Join Us in Creating a MADE SAFE Future

We believe in a world where *every* product on shelves is made with safe ingredients, period. That's what we're working toward, and if you want to join us, there are some easy ways to make a big difference.

- » **Choose MADE SAFE certified products!** When you support companies making safe products without toxic chemicals, you're using your economic power to help shift our entire marketplace to safe ingredients. See the full list [here](#).
- » **If you don't see a brand listed above**, reach out and ask them to become MADE SAFE certified.
- » **Donate to our work.** We're a non-profit, and every dollar goes to screening products, closing data gaps on ingredients, and providing people with the information they need to choose safe products without toxic chemicals. Give [here](#).
- » **Join our community.** Stay up to date on new certified products and new science on ingredients in the things use every day. We can't emphasize enough that every choice you make to avoid toxic chemicals influences your health and your family's health for the better.
- » **Follow us** on [Facebook](#), [Twitter](#), and [Instagram](#)
- » **[Sign up](#)** for our monthly newsletter

# References

- <sup>1</sup> Stanford Children's Health. (2017). Newborn-sleep patterns. Retrieved from [http://www.stanfordchildrens.org/en/topic/default%3Fid%3Dnewborn-sleep-patterns-90-P02632&sa=U&ei=58e3VM6Cllr5yATNnIGwAg&ved=0CG8QFjAT&usg=AFQjCNFvyKhIh5\\_8yFZvCBirEv-fTY56pQ](http://www.stanfordchildrens.org/en/topic/default%3Fid%3Dnewborn-sleep-patterns-90-P02632&sa=U&ei=58e3VM6Cllr5yATNnIGwAg&ved=0CG8QFjAT&usg=AFQjCNFvyKhIh5_8yFZvCBirEv-fTY56pQ)
- <sup>2</sup> Xie, L., Kang, H., Xu, Q., Chen, M. J., Liao, Y., Thiyagarajan, M., . . . Nedergaard, M. (2013). Sleep drives metabolite clearance from the adult brain. *Science (New York, N.Y.)*, 342(6156), 373-377. 10.1126/science.1241224. Retrieved from <https://www.ncbi.nlm.nih.gov/pubmed/24136970>
- <sup>3</sup> Xie, L., Kang, H., Xu, Q., Chen, M. J., Liao, Y., Thiyagarajan, M., . . . Nedergaard, M. (2013). Sleep drives metabolite clearance from the adult brain. *Science (New York, N.Y.)*, 342(6156), 373-377. 10.1126/science.1241224. Retrieved from <https://www.ncbi.nlm.nih.gov/pubmed/24136970>
- <sup>4</sup> Schmidt, M. H. (2014). The energy allocation function of sleep: A unifying theory of sleep, torpor, and continuous wakefulness. *Neuroscience and Biobehavioral Reviews*, 47, 122-153. 10.1016/j.neubiorev.2014.08.001 Retrieved from <http://www.ncbi.nlm.nih.gov/pubmed/25117535>
- <sup>5</sup> Takahashi, Y., Kipnis, D. M., & Daughaday, W. H. (1968). Growth hormone secretion during sleep. *The Journal of Clinical Investigation*, 47(9), 2079-2090. 10.1172/JC1105893 Retrieved from <http://www.ncbi.nlm.nih.gov/pubmed/5675428>
- <sup>6</sup> Van Cauter, E., Latta, F., Nedeltcheva, A., Spiegel, K., Leproult, R., Vandenbril, C., . . . Copinschi, G. (2004). Reciprocal interactions between the GH axis and sleep. 14(Supplement), 10-17. Retrieved from <http://hdl.handle.net/2013/ULB-DIPOT:oai:dipot.ulb.ac.be:2013/95372>
- <sup>7</sup> Kahan, V., Andersen, M. L., Tomimori, J., & Tufik, S. (2010). Can poor sleep affect skin integrity? *Medical Hypotheses*, 75(6), 535-537. 10.1016/j.mehy.2010.07.018 Retrieved from <https://www.clinicalkey.es/playcontent/1-s2.0-S030698771000246X>
- <sup>8</sup> Kahan, V., Andersen, M. L., Tomimori, J., & Tufik, S. (2009). Stress, immunity and skin collagen integrity: Evidence from animal models and clinical conditions. *Brain, Behavior, and Immunity*, 23(8), 1089-1095. 10.1016/j.bbi.2009.06.002 Retrieved from <https://www.clinicalkey.es/playcontent/1-s2.0-S0889159109002013>
- <sup>9</sup> Carol A. Everson, & Linda A. Toth. (2000). Systemic bacterial invasion induced by sleep deprivation. *American Journal of Physiology - Regulatory, Integrative and Comparative Physiology*, 278(4), 905-916. Retrieved from <http://ajpregu.physiology.org/content/278/4/R905>
- <sup>10</sup> American Chemistry Council. (2017). Diisocyanates explained: Bedding and furniture. Retrieved from <https://dii.americanchemistry.com/Bedding-and-Furniture/>

- <sup>11</sup> Arnold, S. M., Collins, M. A., Graham, C., Jolly, A. T., Parod, R. J., Poole, A., . . . Woolhiser, M. R. (2012). Risk assessment for consumer exposure to toluene diisocyanate (TDI) derived from polyurethane flexible foam. *Regulatory Toxicology and Pharmacology*, 64(3), 504-515. doi:10.1016/j.yrtph.2012.07.006
- <sup>12</sup> Fry, S. (2015). *What you need to know about polyurethane foam and memory foam*. Retrieved from <http://www.sleepinglikealog.com/mattresses/mattress-101/what-you-need-to-know-about-polyurethane-foam-and-memory-foam/>
- <sup>13</sup> Dow. (2017). Dow polyurethanes - auxiliary blowing agents role in foam formulations. Retrieved from [https://dowac.custhelp.com/app/answers/detail/a\\_id/5713/~/dow-polyurethanes---auxiliary-blowing-agents-role-in-foam-formulations](https://dowac.custhelp.com/app/answers/detail/a_id/5713/~/dow-polyurethanes---auxiliary-blowing-agents-role-in-foam-formulations)
- <sup>14</sup> Boor, B. E., Järnström, H., Novoselac, A., & Xu, Y. (2014). Infant exposure to emissions of volatile organic compounds from crib mattresses. *Environmental Science & Technology*, 48(6), 3541. Retrieved from <http://www.ncbi.nlm.nih.gov/pubmed/24548111>
- <sup>15</sup> Roe, S., & Callahan, P. (2012, May 9). Distorting science. *Chicago Tribune*. Retrieved from <http://www.chicagotribune.com/news/watchdog/ct-met-flames-science-20120509-story.html>
- <sup>16</sup> Borlase, G. A., Adair, P. K., & Mehta, S. (2012). *Memorandum: Upholstered furniture full scale chair test – open flame ignition results and analysis*. Consumer Product Safety Commission, (CPSC). Retrieved from <https://www.cpsc.gov/s3fs-public/openflame.pdf>
- <sup>17</sup> Parry, E., Zota, A. R., Park, J., & Woodruff, T. J. (2018). Polybrominated diphenyl ethers (PBDEs) and hydroxylated PBDE metabolites (OH-PBDEs): A six-year temporal trend in Northern California pregnant women. *Chemosphere*, 195, 777-778. Retrieved from <https://doi.org/10.1016/j.chemosphere.2017.12.065>
- <sup>18</sup> Silent Spring Institute. (2014). Carcinogenic flame retardants measured in people. Retrieved from <http://www.silentspring.org/resource/carcinogenic-flame-retardants-measured-people>
- <sup>19</sup> Patisaul, H. B., Roberts, S. C., Mabrey, N., McCaffrey, K. A., Gear, R. B., Braun, J., . . . Stapleton, H. M. (2013). Accumulation and endocrine disrupting effects of the flame retardant mixture Firemaster® 550 in rats: An exploratory assessment. *Journal of Biochemical and Molecular Toxicology*, 27(2), 124-136. doi:10.1002/jbt.21439
- <sup>20</sup> Springer, C., Dere, E., Hall, S. J., McDonnell, E. V., Roberts, S. C., Butt, C. M., . . . Boekelheide, K. (2012). Rodent thyroid, liver, and fetal testis toxicity of the monoester metabolite of bis-, a novel brominated flame retardant present in indoor dust. *Environmental Health Perspectives*, 120(12), 1711. Retrieved from <https://www.ncbi.nlm.nih.gov/pmc/articles/PMC3548273/>



- <sup>21</sup> Eskenazi, B., Chevrier, J., Rauch, S. A., Kogut, K., Harley, K. G., Johnson, C., . . . Bradman, A. (2013). In utero and childhood polybrominated diphenyl ether (PBDE) exposures and neurodevelopment in the CHAMACOS study. *Environmental Health Perspectives*, 121(2), 257-262. doi:10.1289/ehp.1205597
- <sup>22</sup> Herbstman, J. B., Sjödin, A., Kurzon, M., Lederman, S. A., Jones, R. A., Rauh, V., . . . Perera, F. (2010). Prenatal exposure to PBDEs and neurodevelopment. *Environmental Health Perspectives*, 118(5), 712-719. doi:10.1289/ehp.090134
- <sup>23</sup> Roze, E., Meijer, L., Bakker, A., Van Braeckel, Koenraad N J A, Sauer, P. J., & Bos, A. F. (2009). Prenatal exposure to organohalogens, including brominated flame retardants, influences motor, cognitive, and behavioral performance at school age. *Environmental Health Perspectives*, 117(12), 1953-1958. doi:10.1289/ehp.0901015
- <sup>24</sup> Patisaul, H. B., Roberts, S. C., Mabrey, N., McCaffrey, K. A., Gear, R. B., Braun, J., . . . Stapleton, H. M. (2013). Accumulation and endocrine disrupting effects of the flame retardant mixture Firemaster® 550 in rats: An exploratory assessment. *Journal of Biochemical and Molecular Toxicology*, 27(2), 124-136. doi:10.1002/jbt.21439
- <sup>25</sup> Springer, C., Dere, E., Hall, S. J., McDonnell, E. V., Roberts, S. C., Butt, C. M., . . . Boekelheide, K. (2012). Rodent thyroid, liver, and fetal testis toxicity of the monoester metabolite of bis-, a novel brominated flame retardant present in indoor dust. *Environmental Health Perspectives*, 120(12), 1711. <https://www.ncbi.nlm.nih.gov/pmc/articles/PMC3548273/>
- <sup>26</sup> Meeker, J. D., Johnson, P. I., Camann, D., & Hauser, R. (2009). Polybrominated diphenyl ether (PBDE) concentrations in house dust are related to hormone levels in men. *Science of the Total Environment*, 407(10), 3425-3429. doi:10.1016/j.scitotenv.2009.01.030
- <sup>27</sup> Springer, C., Dere, E., Hall, S. J., McDonnell, E. V., Roberts, S. C., Butt, C. M., . . . Boekelheide, K. (2012). Rodent thyroid, liver, and fetal testis toxicity of the monoester metabolite of bis-, a novel brominated flame retardant present in indoor dust. *Environmental Health Perspectives*, 120(12), 1711. <https://www.ncbi.nlm.nih.gov/pmc/articles/PMC3548273/>
- <sup>28</sup> Office of Environmental Health Hazard Assessment, (OEHHA). (2011). *Chemicals considered or listed under proposition 65: Tris (1,3-dichloro-2-propyl) phosphate (TDCPP)*. California Environmental Protection Agency. Retrieved from <https://oehha.ca.gov/proposition-65/chemicals/tris13-dichloro-2-propyl-phosphate-tdcpp>
- <sup>29</sup> Jones-Otazo, H. A., Clarke, J. P., Diamond, M. L., Archbold, J. A., Ferguson, G., Harner, T., . . . Wilford, B. (2005). Is house dust the missing exposure pathway for PBDEs? an analysis of the urban fate and human exposure to PBDEs. *Environmental Science & Technology*, 39(14), 5121-5130. doi:10.1021/es048267b



- <sup>30</sup> Jones-Otazo, H. A., Clarke, J. P., Diamond, M. L., Archbold, J. A., Ferguson, G., Harner, T., . . . Wilford, B. (2005). Is house dust the missing exposure pathway for PBDEs? an analysis of the urban fate and human exposure to PBDEs. *Environmental Science & Technology*, 39(14), 5121-5130. doi:10.1021/es048267b
- <sup>31</sup> Stapleton, H. M., Allen, J. G., Kelly, S. M., Konstantinov, A., Klosterhaus, S., Watkins, D., . . . Webster, T. F. (2008). Alternate and new brominated flame retardants detected in U.S. house dust. *Environmental Science & Technology*, 42(18), 6910-6916. Retrieved from <http://www.ncbi.nlm.nih.gov/pubmed/18853808>
- <sup>32</sup> Patisaul et al., 2013 doi: 10.1002/jbt.21439
- <sup>33</sup> Springer et al., 2012 [10.1289/ehp.1204932](http://dx.doi.org/10.1289/ehp.1204932)
- <sup>34</sup> Stapleton, H. M., Klosterhaus, S., Keller, A., Ferguson, P. L., van Bergen, S., Cooper, E., . . . Blum, A. (2011). Identification of flame retardants in polyurethane foam collected from baby products. *Environmental Science & Technology*, 45(12), 5323. Retrieved from <http://www.ncbi.nlm.nih.gov/pubmed/21591615>
- <sup>35</sup> <http://greensciencepolicy.org/topics/flame-retardants/>
- <sup>36</sup> Stapleton, H. M., Dodder, N. G., Offenberg, J. H., Schantz, M. M., & Wise, S. A. (2005). Polybrominated diphenyl ethers in house dust and clothes dryer lint. *Environmental Science & Technology*, 39(4), 925-931. 10.1021/es0486824 Retrieved from <http://www.ncbi.nlm.nih.gov/pubmed/15773463>
- <sup>37</sup> Jones-Otazo, H. A., Clarke, J. P., Diamond, M. L., Archbold, J. A., Ferguson, G., Harner, T., . . . Wilford, B. (2005). Is house dust the missing exposure pathway for PBDEs? an analysis of the urban fate and human exposure to PBDEs. *Environmental Science & Technology*, 39(14), 5121-5130. doi:10.1021/es048267b
- <sup>38</sup> Stapleton, H. M., Klosterhaus, S., Keller, A., Ferguson, P. L., van Bergen, S., Cooper, E., . . . Blum, A. (2011). Identification of flame retardants in polyurethane foam collected from baby products. *Environmental Science & Technology*, 45(12), 5323. Retrieved from <http://www.ncbi.nlm.nih.gov/pubmed/21591615>
- <sup>39</sup> Dietz, R., Rigét, F., Sonne, C., Born, E. W., Bechshøft, T., McKinney, M. A., . . . Letcher, R. J. (2012). Three decades (1983-2010) of contaminant trends in east Greenland polar bears (*Ursus maritimus*). part 2: Brominated flame retardants. *Environment International*. Retrieved from <https://doi.org/10.1016/j.envint.2012.09.008>
- <sup>40</sup> Kannan, K., Moon, H., Yun, S. H., Agusa, T., Thomas, N. J., & Tanabe, S. (2008). Chlorinated, brominated, and perfluorinated compounds, polycyclic aromatic hydrocarbons and trace elements in livers of sea otters from california, washington, and alaska (USA), and kamchatka (russia). *Journal of Environmental Monitoring : JEM*, 10(4), 552-558. doi:10.1039/b718596k

- <sup>41</sup> Ross, P. S. (2005). Fireproof killer whales (*Orcinus orca*): Flame-retardant chemicals and the conservation imperative in the charismatic icon of British Columbia, Canada. *Canadian Journal of Fisheries and Aquatic Sciences*, 63(1), 224-234. Retrieved from <https://doi-org.weblib.lib.UMT.edu:2443/10.1139/f05-244>
- <sup>42</sup> Gerlach, et al., 2014. 10.1016/j.aquatox.2014.05.007
- <sup>43</sup> <http://greensciencepolicy.org/topics/flame-retardants/>
- <sup>44</sup> Ross, P. S. (2005). Fireproof killer whales (*Orcinus orca*): Flame-retardant chemicals and the conservation imperative in the charismatic icon of British Columbia, Canada. *Canadian Journal of Fisheries and Aquatic Sciences*, 63(1), 224-234. Retrieved from <https://doi-org.weblib.lib.UMT.edu:2443/10.1139/f05-244>
- <sup>45</sup> Baron, E., Gimenez, J., Verborgh, P., Gauffier, P., De Stephanis, R., Eljarrat, E., & Barcelo, D. (2015). Bioaccumulation and biomagnification of classical flame retardants, related halogenated natural compounds and alternative flame retardants in three delphinids from southern European waters. *Environmental Pollution*, 203, 107-115. 10.1016/j.envpol.2015.03.041 Retrieved from <http://www.ncbi.nlm.nih.gov/pubmed/25875161>
- <sup>46</sup> United States Environmental Protection Agency, (EPA). (2015). *Flame retardants used in flexible polyurethane foam: An alternatives assessment update*. Retrieved from [https://www.epa.gov/sites/production/files/2015-08/documents/ffr\\_final.pdf](https://www.epa.gov/sites/production/files/2015-08/documents/ffr_final.pdf)
- <sup>47</sup> <http://greensciencepolicy.org/topics/flame-retardants/>
- <sup>48</sup> Baron, E., Gimenez, J., Verborgh, P., Gauffier, P., De Stephanis, R., Eljarrat, E., & Barcelo, D. (2015). Bioaccumulation and biomagnification of classical flame retardants, related halogenated natural compounds and alternative flame retardants in three delphinids from southern European waters. *Environmental Pollution*, 203, 107-115. 10.1016/j.envpol.2015.03.041 Retrieved from <http://www.ncbi.nlm.nih.gov/pubmed/25875161>
- <sup>49</sup> Baron, E., Gimenez, J., Verborgh, P., Gauffier, P., De Stephanis, R., Eljarrat, E., & Barcelo, D. (2015). Bioaccumulation and biomagnification of classical flame retardants, related halogenated natural compounds and alternative flame retardants in three delphinids from southern European waters. *Environmental Pollution*, 203, 107-115. 10.1016/j.envpol.2015.03.041 Retrieved from <http://www.ncbi.nlm.nih.gov/pubmed/25875161>
- <sup>50</sup> <http://greensciencepolicy.org/topics/flame-retardants/>
- <sup>51</sup> Stapleton, H. M., Klosterhaus, S., Keller, A., Ferguson, P. L., van Bergen, S., Cooper, E., . . . Blum, A. (2011). Identification of flame retardants in polyurethane foam collected from baby products. *Environmental Science & Technology*, 45(12), 5323. Retrieved from <http://www.ncbi.nlm.nih.gov/pubmed/21591615>

- <sup>52</sup> Springer, C., Dere, E., Hall, S. J., McDonnell, E. V., Roberts, S. C., Butt, C. M., . . . Boekelheide, K. (2012). Rodent thyroid, liver, and fetal testis toxicity of the monoester metabolite of bis-, a novel brominated flame retardant present in indoor dust. *Environmental Health Perspectives*, 120(12), 1711. Retrieved from [10.1289/ehp.1204932](http://dx.doi.org/10.1289/ehp.1204932)
- <sup>53</sup> <http://www.motherjones.com/politics/2008/03/should-you-ditch-your-chemical-mattress>
- <sup>54</sup> Stapleton, H. M., Klosterhaus, S., Keller, A., Ferguson, P. L., van Bergen, S., Cooper, E., . . . Blum, A. (2011). Identification of flame retardants in polyurethane foam collected from baby products. *Environmental Science & Technology*, 45(12), 5323. Retrieved from <http://www.ncbi.nlm.nih.gov/pubmed/21591615>
- <sup>55</sup> Stapleton, H. M., Klosterhaus, S., Keller, A., Ferguson, P. L., van Bergen, S., Cooper, E., . . . Blum, A. (2011). Identification of flame retardants in polyurethane foam collected from baby products. *Environmental Science & Technology*, 45(12), 5323. Retrieved from <http://www.ncbi.nlm.nih.gov/pubmed/215916152>
- <sup>56</sup> Parry, E., Zota, A. R., Park, J., & Woodruff, T. J. (2018). Polybrominated diphenyl ethers (PBDEs) and hydroxylated PBDE metabolites (OH-PBDEs): A six-year temporal trend in northern california pregnant women. *Chemosphere*, 195, 777-778. Retrieved from <https://doi.org/10.1016/j.chemosphere.2017.12.065>
- <sup>57</sup> Zota, A. R., Park, J., Wang, Y., Petreas, M., Zoeller, R. T., & Woodruff, T. J. (2011). Polybrominated diphenyl ethers, hydroxylated polybrominated diphenyl ethers, and measures of thyroid function in second trimester pregnant women in California. *Environmental Science & Technology*, 45(18), 7896. 10.1021/es200422b Retrieved from <http://www.ncbi.nlm.nih.gov/pubmed/21830753>
- <sup>58</sup> Stapleton, H. M., Klosterhaus, S., Keller, A., Ferguson, P. L., van Bergen, S., Cooper, E., . . . Blum, A. (2011). Identification of flame retardants in polyurethane foam collected from baby products. *Environmental Science & Technology*, 45(12), 5323. Retrieved from <http://www.ncbi.nlm.nih.gov/pubmed/215916152>
- <sup>59</sup> Wallace, H. (2008, March/April). Should you ditch your chemical mattress? good night, sleep tight– don't let the volatile organic compounds bite. *Mother Jones*. Available at <http://www.motherjones.com/politics/2008/03/should-you-ditch-your-chemical-mattress/>
- <sup>60</sup> <http://greensciencepolicy.org/topics/flame-retardants/>
- <sup>61</sup> Green Science Policy Institute. (2013). Flame retardants. Retrieved from <http://greensciencepolicy.org/topics/flame-retardants/>
- <sup>62</sup> Green Science Policy Institute. (2013). Flame retardants. Retrieved from <http://greensciencepolicy.org/topics/flame-retardants/>

- <sup>63</sup> Scott, L. (2018). *CPSC and the mattress industry: The latest from CPSC*. International Sleep Products Association Expo. Accessed Apr 12, 2018. Retrieved from [https://www.cpsc.gov/s3fs-public/ISPA-Mattress-Training-March-2018-Final.pdf?Dc5M8dfkVuPX0d12lpQwz\\_z9OdQbOaho](https://www.cpsc.gov/s3fs-public/ISPA-Mattress-Training-March-2018-Final.pdf?Dc5M8dfkVuPX0d12lpQwz_z9OdQbOaho)
- <sup>64</sup> Scott, L. (2018). *CPSC and the mattress industry: The latest from CPSC*. International Sleep Products Association Expo. Accessed Apr 12, 2018. Retrieved from [https://www.cpsc.gov/s3fs-public/ISPA-Mattress-Training-March-2018-Final.pdf?Dc5M8dfkVuPX0d12lpQwz\\_z9OdQbOaho](https://www.cpsc.gov/s3fs-public/ISPA-Mattress-Training-March-2018-Final.pdf?Dc5M8dfkVuPX0d12lpQwz_z9OdQbOaho)
- <sup>65</sup> Siddiqi, M. A., Laessig, R. H., & Reed, K. D. (2003). Polybrominated diphenyl ethers (PBDEs): New Pollutants–Old diseases. *Clinical Medicine & Research*, 1(4), 281-290. 10.3121/cmr.1.4.281 Retrieved from <http://www.clinmedres.org/content/1/4/281.abstract>
- <sup>66</sup> Patisaul, H. B., Roberts, S. C., Mabrey, N., McCaffrey, K. A., Gear, R. B., Braun, J., . . . Stapleton, H. M. (2013). Accumulation and endocrine disrupting effects of the flame retardant mixture firemaster® 550 in rats: An exploratory assessment. *Journal of Biochemical and Molecular Toxicology*, 27(2), 124-136. doi:10.1002/jbt.21439
- <sup>67</sup> Scott, L. (2018). *CPSC and the mattress industry: The latest from CPSC*. International Sleep Products Association Expo. Accessed Apr 12, 2018. Retrieved from [https://www.cpsc.gov/s3fs-public/ISPA-Mattress-Training-March-2018-Final.pdf?Dc5M8dfkVuPX0d12lpQwz\\_z9OdQbOaho](https://www.cpsc.gov/s3fs-public/ISPA-Mattress-Training-March-2018-Final.pdf?Dc5M8dfkVuPX0d12lpQwz_z9OdQbOaho)
- <sup>68</sup> Scott, L. (2018). *CPSC and the mattress industry: The latest from CPSC*. International Sleep Products Association Expo. Accessed Apr 12, 2018. Retrieved from [https://www.cpsc.gov/s3fs-public/ISPA-Mattress-Training-March-2018-Final.pdf?Dc5M8dfkVuPX0d12lpQwz\\_z9OdQbOaho](https://www.cpsc.gov/s3fs-public/ISPA-Mattress-Training-March-2018-Final.pdf?Dc5M8dfkVuPX0d12lpQwz_z9OdQbOaho)
- <sup>69</sup> Guidance document on hazardous additive, non-polymeric organohalogen flame retardants in certain consumer products, (2017). Consumer Product Safety Commission. Federal Register, 82(187), 45268. Retrieved from <https://www.gpo.gov/fdsys/pkg/FR-2017-09-28/pdf/2017-20733.pdf>
- <sup>70</sup> Consumer Product Safety Commission, (CPSC). (2017). *Guidance document on hazardous on additive, non-polymeric organohalogen flame retardants in certain consumer products*. Federal Register. Number: 2017-20733. Retrieved from <https://www.regulations.gov/document?D=CPSC-2015-0022-0215>
- <sup>71</sup> Scott, L. (2018). *CPSC and the mattress industry: The latest from CPSC*. International Sleep Products Association Expo. Accessed Apr 12, 2018. Retrieved from [https://www.cpsc.gov/s3fs-public/ISPA-Mattress-Training-March-2018-Final.pdf?Dc5M8dfkVuPX0d12lpQwz\\_z9OdQbOaho](https://www.cpsc.gov/s3fs-public/ISPA-Mattress-Training-March-2018-Final.pdf?Dc5M8dfkVuPX0d12lpQwz_z9OdQbOaho)

- <sup>72</sup> Consumer Product Safety Commission, (CPSC). (2017). *Guidance document on hazardous on additive, non-polymeric organohalogen flame retardants in certain consumer products*. Federal Register Number. 2017-20733. Retrieved from <https://www.regulations.gov/document?D=CPSC-2015-0022-0215>
- <sup>73</sup> Scott, L. (2018). *CPSC and the mattress industry: The latest from CPSC*. International Sleep Products Association Expo. Accessed Apr 12, 2018. Retrieved from [https://www.cpsc.gov/s3fs-public/ISPA-Mattress-Training-March-2018-Final.pdf?Dc5M8dfkVuPX0d12lpQwz\\_z9OdQbOaho](https://www.cpsc.gov/s3fs-public/ISPA-Mattress-Training-March-2018-Final.pdf?Dc5M8dfkVuPX0d12lpQwz_z9OdQbOaho)
- <sup>74</sup> Consumer Product Safety Commission, (CPSC). (n.d.) Frequently asked questions on organohalogen flame retardants (OFRs). Accessed Apr 12, 2018. Retrieved from <https://www.cpsc.gov/business--manufacturing/business-education/business-guidance/flame-retardants>
- <sup>75</sup> Patisaul, H. B., Roberts, S. C., Mabrey, N., McCaffrey, K. A., Gear, R. B., Braun, J., . . . Stapleton, H. M. (2013). Accumulation and endocrine disrupting effects of the flame retardant mixture firemaster® 550 in rats: An exploratory assessment. *Journal of Biochemical and Molecular Toxicology*, 27(2), 124-136. doi:10.1002/jbt.21439
- <sup>76</sup> Kroeger, G. (2013). Firemaster 550: The concern, the science, and the media. Duke University: Super Fund Research Center. Retrieved from <http://sites.nicholas.duke.edu/superfund/firemaster-550-the-concern-the-science-and-the-media/>
- <sup>77</sup> Wei, G., Li, J., Li, D., Zhuo, M., Liao, Y., Xie, Z., . . . Liang, Z. (2015). Organophosphorus flame retardants and plasticizers: Sources, occurrence, toxicity and human exposure. *Environmental Pollution*, 196, 29-46. 10.1016/j.envpol.2014.09.012 Retrieved from <https://www.sciencedirect.com/science/article/pii/S0269749114003923>
- <sup>78</sup> Stapleton, H. M., Allen, J. G., Kelly, S. M., Konstantinov, A., Klosterhaus, S., Watkins, D., . . . Webster, T. F. (2008). Alternate and new brominated flame retardants detected in U.S. house dust. *Environmental Science & Technology*, 42(18), 6910-6916. Retrieved from <http://www.ncbi.nlm.nih.gov/pubmed/18853808>
- <sup>79</sup> Patisaul, H. B., Roberts, S. C., Mabrey, N., McCaffrey, K. A., Gear, R. B., Braun, J., . . . Stapleton, H. M. (2013). Accumulation and endocrine disrupting effects of the flame retardant mixture firemaster® 550 in rats: An exploratory assessment. *Journal of Biochemical and Molecular Toxicology*, 27(2), 124-136. doi:10.1002/jbt.21439
- <sup>80</sup> Springer, C., Dere, E., Hall, S. J., McDonnell, E. V., Roberts, S. C., Butt, C. M., . . . Boekelheide, K. (2012). Rodent thyroid, liver, and fetal testis toxicity of the monoester metabolite of bis-, a novel brominated flame retardant present in indoor dust. *Environmental Health Perspectives*, 120(12), 1711. Retrieved from [10.1289/ehp.1204932](https://doi.org/10.1289/ehp.1204932)



- <sup>81</sup> Patisaul, H. B., Roberts, S. C., Mabrey, N., McCaffrey, K. A., Gear, R. B., Braun, J., . . . Stapleton, H. M. (2013). Accumulation and endocrine disrupting effects of the flame retardant mixture firemaster® 550 in rats: An exploratory assessment. *Journal of Biochemical and Molecular Toxicology*, 27(2), 124-136. doi:10.1002/jbt.21439
- <sup>82</sup> Patisaul, H. B., Roberts, S. C., Mabrey, N., McCaffrey, K. A., Gear, R. B., Braun, J., . . . Stapleton, H. M. (2013). Accumulation and endocrine disrupting effects of the flame retardant mixture firemaster® 550 in rats: An exploratory assessment. *Journal of Biochemical and Molecular Toxicology*, 27(2), 124-136. doi:10.1002/jbt.21439
- <sup>83</sup> Patisaul, H. B., Roberts, S. C., Mabrey, N., McCaffrey, K. A., Gear, R. B., Braun, J., . . . Stapleton, H. M. (2013). Accumulation and endocrine disrupting effects of the flame retardant mixture firemaster® 550 in rats: An exploratory assessment. *Journal of Biochemical and Molecular Toxicology*, 27(2), 124-136. doi:10.1002/jbt.21439
- <sup>84</sup> Patisaul, H. B., Roberts, S. C., Mabrey, N., McCaffrey, K. A., Gear, R. B., Braun, J., . . . Stapleton, H. M. (2013). Accumulation and endocrine disrupting effects of the flame retardant mixture firemaster® 550 in rats: An exploratory assessment. *Journal of Biochemical and Molecular Toxicology*, 27(2), 124-136. doi:10.1002/jbt.21439
- <sup>85</sup> Stapleton, H. M., Allen, J. G., Kelly, S. M., Konstantinov, A., Klosterhaus, S., Watkins, D., . . . Webster, T. F. (2008). Alternate and new brominated flame retardants detected in U.S. house dust. *Environmental Science & Technology*, 42(18), 6910-6916. Retrieved from <http://www.ncbi.nlm.nih.gov/pubmed/18853808>
- <sup>86</sup> Patisaul, H. B., Roberts, S. C., Mabrey, N., McCaffrey, K. A., Gear, R. B., Braun, J., . . . Stapleton, H. M. (2013). Accumulation and endocrine disrupting effects of the flame retardant mixture firemaster® 550 in rats: An exploratory assessment. *Journal of Biochemical and Molecular Toxicology*, 27(2), 124-136. 10.1002/jbt.21439 Retrieved from <http://onlinelibrary.wiley.com/doi/10.1002/jbt.21439/abstract>
- <sup>87</sup> Patisaul, H. B., Roberts, S. C., Mabrey, N., McCaffrey, K. A., Gear, R. B., Braun, J., . . . Stapleton, H. M. (2013). Accumulation and endocrine disrupting effects of the flame retardant mixture firemaster® 550 in rats: An exploratory assessment. *Journal of Biochemical and Molecular Toxicology*, 27(2), 124-136. doi:10.1002/jbt.21439
- <sup>88</sup> Springer, C., Dere, E., Hall, S. J., McDonnell, E. V., Roberts, S. C., Butt, C. M., . . . Boekelheide, K. (2012). Rodent thyroid, liver, and fetal testis toxicity of the monoester metabolite of bis-, a novel brominated flame retardant present in indoor dust. *Environmental Health Perspectives*, 120(12), 1711. Retrieved from [10.1289/ehp.1204932](http://dx.doi.org/10.1289/ehp.1204932)

- <sup>89</sup> Springer, C., Dere, E., Hall, S. J., McDonnell, E. V., Roberts, S. C., Butt, C. M., . . . Boekelheide, K. (2012). Rodent thyroid, liver, and fetal testis toxicity of the monoester metabolite of bis-, a novel brominated flame retardant present in indoor dust. *Environmental Health Perspectives*, 120(12), 1711. Retrieved from [10.1289/ehp.1204932](https://doi.org/10.1289/ehp.1204932)
- <sup>90</sup> Patisaul, H. B., Roberts, S. C., Mabrey, N., McCaffrey, K. A., Gear, R. B., Braun, J., . . . Stapleton, H. M. (2013). Accumulation and endocrine disrupting effects of the flame retardant mixture firemaster® 550 in rats: An exploratory assessment. *Journal of Biochemical and Molecular Toxicology*, 27(2), 124-136. doi:10.1002/jbt.21439
- <sup>91</sup> Stapleton, H. M., Allen, J. G., Kelly, S. M., Konstantinov, A., Klosterhaus, S., Watkins, D., . . . Webster, T. F. (2008). Alternate and new brominated flame retardants detected in U.S. house dust. *Environmental Science & Technology*, 42(18), 6910-6916. Retrieved from <http://www.ncbi.nlm.nih.gov/pubmed/18853808>
- <sup>92</sup> Gerlach, C. V., Das, S. R., Volz, D. C., Bisson, W. H., Kolluri, S. K., & Tanguay, R. L. (2014). Mono-substituted isopropylated triaryl phosphate, a major component of firemaster 550, is an AHR agonist that exhibits AHR-independent cardiotoxicity in zebrafish. *Aquatic Toxicology*, 154, 71-79. doi:10.1016/j.aquatox.2014.05.007
- <sup>93</sup> Stapleton, H. M., Allen, J. G., Kelly, S. M., Konstantinov, A., Klosterhaus, S., Watkins, D., . . . Webster, T. F. (2008). Alternate and new brominated flame retardants detected in U.S. house dust. *Environmental Science & Technology*, 42(18), 6910-6916. Retrieved from <http://www.ncbi.nlm.nih.gov/pubmed/18853808>
- <sup>94</sup> Stapleton, H. M., Klosterhaus, S., Keller, A., Ferguson, P. L., van Bergen, S., Cooper, E., . . . Blum, A. (2011). Identification of flame retardants in polyurethane foam collected from baby products. *Environmental Science & Technology*, 45(12), 5323. Retrieved from <http://www.ncbi.nlm.nih.gov/pubmed/21591615>
- <sup>95</sup> Toxic-Free Future. Chlorinated tris (TDCPP). (n.d.). Retrieved from Accessed June 12, 2018. <https://toxicfreefuture.org/science/chemicals-of-concern/chlorinated-tris/017>
- <sup>96</sup> Office of Environmental Health Hazard Assessment, (OEHHA). (2016). Chlorinated tris [tris(1,3-dichloro-2-propyl)phosphate, TDCPP, and TDCIPP]. Retrieved from [https://www.p65warnings.ca.gov/sites/default/files/downloads/factsheets/chlorinated\\_tris\\_fact\\_sheet.pdf](https://www.p65warnings.ca.gov/sites/default/files/downloads/factsheets/chlorinated_tris_fact_sheet.pdf)
- <sup>97</sup> Boor, B. E., Liang, Y., Crain, N. E., Järnström, H., Novoselac, A., & Xu, Y. (2015). Identification of phthalate and alternative plasticizers, flame retardants, and unreacted isocyanates in infant mattress covers and foam. *Environmental Science and Technology Letters*, 2, 89-94. doi:10.1021/acs.estlett.5b00039
- <sup>98</sup> Green Science Policy Institute. (2014). It all comes out in the wash. Retrieved from <http://greensciencepolicy.org/it-all-comes-out-in-the-wash/>

- <sup>99</sup> Scott, L. (2018). *CPSC and the mattress industry: The latest from CPSC*. International Sleep Products Association Expo. Accessed Apr 12, 2018. Retrieved from [https://www.cpsc.gov/s3fs-public/ISPA-Mattress-Training-March-2018-Final.pdf?Dc5M8dfkVuPX0d12lpQwz\\_z9OdQbOaho](https://www.cpsc.gov/s3fs-public/ISPA-Mattress-Training-March-2018-Final.pdf?Dc5M8dfkVuPX0d12lpQwz_z9OdQbOaho)
- <sup>100</sup> Scott, L. (2018). *CPSC and the mattress industry: The latest from CPSC*. International Sleep Products Association Expo. Accessed Apr 12, 2018. Retrieved from [https://www.cpsc.gov/s3fs-public/ISPA-Mattress-Training-March-2018-Final.pdf?Dc5M8dfkVuPX0d12lpQwz\\_z9OdQbOaho](https://www.cpsc.gov/s3fs-public/ISPA-Mattress-Training-March-2018-Final.pdf?Dc5M8dfkVuPX0d12lpQwz_z9OdQbOaho)
- <sup>101</sup> Corrigan, M. L., & Cik, B. A. (2016). *Investigation of nursery fires: Chemical flame retardants in children's products*. Stinson Leonard Street LLP.
- <sup>102</sup> Stadnik, A., & Khanna, R. (2012). *Overview of regulatory efforts impacting home furnishing flammability*. U.S. Consumer Product Safety Commission, (CPSC). Presented at Changing Severity of Homes Fire Workshop. U.S. Fire Administration/National Fire Data Center, Federal Emergency Management Agency. Retrieved from [https://www.usfa.fema.gov/downloads/pdf/publications/severity\\_home\\_fires\\_workshop.pdf](https://www.usfa.fema.gov/downloads/pdf/publications/severity_home_fires_workshop.pdf)
- <sup>103</sup> 16 CFR Part 1633: *Standard for the flammability (open flame) of mattress sets; final rule*. (2006). (Vol. 71). Federal Register. Consumer Product Safety Commission, (CPSC). Retrieved from [https://www.cpsc.gov/s3fs-public/pdfs/blk\\_media\\_mattsets.pdf](https://www.cpsc.gov/s3fs-public/pdfs/blk_media_mattsets.pdf)
- <sup>104</sup> Borlase, G. A., Adair, P. K., & Mehta, S. (2012). *Memorandum: Upholstered furniture full scale chair test – open flame ignition results and analysis*. Consumer Product Safety Commission, (CPSC). Retrieved from <https://www.cpsc.gov/s3fs-public/openflame.pdf>
- <sup>105</sup> 16 CFR Part 1633: *Standard for the flammability (open flame) of mattress sets; final rule*. (2006). (Vol. 71). Federal Register. Consumer Product Safety Commission, (CPSC). Retrieved from [https://www.cpsc.gov/s3fs-public/pdfs/blk\\_media\\_mattsets.pdf](https://www.cpsc.gov/s3fs-public/pdfs/blk_media_mattsets.pdf)
- <sup>106</sup> Krasny, J., Parker, W. J., & Babrauskas, V. (2001). *Fire behavior of upholstered furniture and mattresses*. Park Ridge, N.J: Noyes Publications.
- <sup>107</sup> 16 CFR Part 1633: *Standard for the flammability (open flame) of mattress sets; final rule*. (2006). (Vol. 71). Federal Register. Consumer Product Safety Commission, (CPSC). Retrieved from [https://www.cpsc.gov/s3fs-public/pdfs/blk\\_media\\_mattsets.pdf](https://www.cpsc.gov/s3fs-public/pdfs/blk_media_mattsets.pdf)
- <sup>108</sup> 16 CFR Part 1633: *Standard for the flammability (open flame) of mattress sets; final rule*. (2006). (Vol. 71). Federal Register. Consumer Product Safety Commission, (CPSC). Retrieved from [https://www.cpsc.gov/s3fs-public/pdfs/blk\\_media\\_mattsets.pdf](https://www.cpsc.gov/s3fs-public/pdfs/blk_media_mattsets.pdf)
- <sup>109</sup> 16 CFR Part 1633: *Standard for the flammability (open flame) of mattress sets; final rule*. (2006). (Vol. 71). Federal Register. Consumer Product Safety Commission, (CPSC). Retrieved from [https://www.cpsc.gov/s3fs-public/pdfs/blk\\_media\\_mattsets.pdf](https://www.cpsc.gov/s3fs-public/pdfs/blk_media_mattsets.pdf)

- <sup>110</sup> Pitts, W. M. (2012). *Summary and conclusions of a workshop on "Quantifying the contribution of flaming residential upholstered furniture to fire losses in the united states*. National Institute of Standards and Technology. NIST Technical Note 1757. Retrieved from <https://nvlpubs.nist.gov/nistpubs/TechnicalNotes/NIST.TN.1757.pdf>
- <sup>111</sup> Stadnik, A., & Khanna, R. (2012). *Overview of regulatory efforts impacting home furnishing flammability*. U.S. Consumer Product Safety Commission, (CPSC). Presented at Changing Severity of Homes Fire Workshop. U.S. Fire Administration/National Fire Data Center, Federal Emergency Management Agency. Retrieved from [https://www.usfa.fema.gov/downloads/pdf/publications/severity\\_home\\_fires\\_workshop.pdf](https://www.usfa.fema.gov/downloads/pdf/publications/severity_home_fires_workshop.pdf)
- <sup>112</sup> 16 CFR Part 1633: *Standard for the flammability (open flame) of mattress sets; final rule*. (2006). (Vol. 71). Federal Register. Consumer Product Safety Commission, (CPSC). Retrieved from [https://www.cpsc.gov/s3fs-public/pdfs/blk\\_media\\_mattsets.pdf](https://www.cpsc.gov/s3fs-public/pdfs/blk_media_mattsets.pdf)
- <sup>113</sup> Boor, B. E., Järnström, H., Novoselac, A., & Xu, Y. (2014). Infant exposure to emissions of volatile organic compounds from crib mattresses. *Environmental Science & Technology*, 48(6), 3541. Retrieved from <http://www.ncbi.nlm.nih.gov/pubmed/24548111>
- <sup>114</sup> Borlase, G. A., Adair, P. K., & Mehta, S. (2012). *Memorandum: Upholstered furniture full scale chair test – open flame ignition results and analysis*. Consumer Product Safety Commission, (CPSC). Retrieved from <https://www.cpsc.gov/s3fs-public/openflame.pdf>
- <sup>115</sup> Borlase, G. A., Adair, P. K., & Mehta, S. (2012). *Memorandum: Upholstered furniture full scale chair test – open flame ignition results and analysis*. Consumer Product Safety Commission, (CPSC). Retrieved from <https://www.cpsc.gov/s3fs-public/openflame.pdf>
- <sup>116</sup> Borlase, G. A., Adair, P. K., & Mehta, S. (2012). *Memorandum: Upholstered furniture full scale chair test – open flame ignition results and analysis*. Consumer Product Safety Commission, (CPSC). Retrieved from <https://www.cpsc.gov/s3fs-public/openflame.pdf>
- <sup>117</sup> Pitts, W. M. (2012). *Summary and conclusions of a workshop on "Quantifying the contribution of flaming residential upholstered furniture to fire losses in the United States*. National Institute of Standards and Technology. NIST Technical Note 1757. Retrieved from <https://nvlpubs.nist.gov/nistpubs/TechnicalNotes/NIST.TN.1757.pdf>
- <sup>118</sup> Pitts, W. M. (2012). *Summary and conclusions of a workshop on "Quantifying the contribution of flaming residential upholstered furniture to fire losses in the United States*. National Institute of Standards and Technology. NIST Technical Note 1757. Retrieved from <https://nvlpubs.nist.gov/nistpubs/TechnicalNotes/NIST.TN.1757.pdf>
- <sup>119</sup> Pitts, W. M. (2012). *Summary and conclusions of a workshop on "Quantifying the contribution of flaming residential upholstered furniture to fire losses in the United States*. National Institute of Standards and Technology. NIST Technical Note 1757. Retrieved from <https://nvlpubs.nist.gov/nistpubs/TechnicalNotes/NIST.TN.1757.pdf>



- <sup>120</sup> Roe, S., & Callahan, P. (2012, May 9). Distorting science. *Chicago Tribune*. Retrieved from <http://www.chicagotribune.com/news/watchdog/ct-met-flames-science-20120509-story.html>
- <sup>121</sup> Boor, B. E., Järnström, H., Novoselac, A., & Xu, Y. (2014). Infant exposure to emissions of volatile organic compounds from crib mattresses. *Environmental Science & Technology*, 48(6), 3541. Retrieved from <http://www.ncbi.nlm.nih.gov/pubmed/24548111>
- <sup>122</sup> Borlase, G. A., Adair, P. K., & Mehta, S. (2012). *Memorandum: Upholstered furniture full scale chair test – open flame ignition results and analysis*. Consumer Product Safety Commission, (CPSC). Retrieved from <https://www.cpsc.gov/s3fs-public/openflame.pdf>
- <sup>123</sup> Roe, S., & Callahan, P. (2012, May 9). Distorting science. *Chicago Tribune* Retrieved from <http://www.chicagotribune.com/news/watchdog/ct-met-flames-science-20120509-story.html>
- <sup>124</sup> Roe, S., & Callahan, P. (2012, May 9). Distorting science. *Chicago Tribune* Retrieved from <http://www.chicagotribune.com/news/watchdog/ct-met-flames-science-20120509-story.html>
- <sup>125</sup> Nieland, K., Roe, S., & Boyer, B. (2012, May 9). How eight TV fires spread across the world. *Chicago Tribune* Retrieved from <http://media.apps.chicagotribune.com/flames/tv-fire-studies-flame-retardants.html>
- <sup>126</sup> Roe, S., & Callahan, P. (2012, May 9). Distorting science. *Chicago Tribune* Retrieved from <http://www.chicagotribune.com/news/watchdog/ct-met-flames-science-20120509-story.html>
- <sup>127</sup> Nieland, K., Roe, S., & Boyer, B. (2012, May 9). How eight TV fires spread across the world. *Chicago Tribune* Retrieved from <http://media.apps.chicagotribune.com/flames/tv-fire-studies-flame-retardants.html>
- <sup>128</sup> Green Science Policy Institute. (2013). *Why we need fire-safe furniture without flame retardants*. Retrieved from <http://greensciencepolicy.org/wp-content/uploads/2013/10/GSP-FR-factsheet-June-2013.pdf>
- <sup>129</sup> Roe, S., & Callahan, P. (2012, May 9,). Distorting science. *Chicago Tribune* Retrieved from <http://www.chicagotribune.com/news/watchdog/ct-met-flames-science-20120509-story.html>
- <sup>130</sup> Borlase, G. A., Adair, P. K., & Mehta, S. (2012). *Memorandum: Upholstered furniture full scale chair test – open flame ignition results and analysis*. Consumer Product Safety Commission, (CPSC). Retrieved from <https://www.cpsc.gov/s3fs-public/openflame.pdf>

- <sup>131</sup> Jayakody, C., Myers, D., Sorathia, U., & Nelson, G. L. (2000). Fire-retardant characteristics of water-blown molded flexible polyurethane foam materials. *Journal of Fire Sciences*, 18(6), 430-455. 10.1106/4EGW-LH1C-XFBJ-AFWL Retrieved from <http://journals.sagepub.com/doi/full/10.1106/4EGW-LH1C-XFBJ-AFWL>
- <sup>132</sup> Hall, J. R. J. (2011). *Fatal effects of fire*. Fire Analysis and Research Division, National Fire Protection Association. Retrieved from <https://www.nfpa.org/-/media/Files/News-and-Research/Fire-statistics/Overall-Fire-Statistics/osfataleffects.ashx?la=en>
- <sup>133</sup> International Association of Fire Fighters. (2016). *Fire fighters calling 9-1-1. PTSD and cancer: Growing number of fire fighters and paramedics at risk*. Retrieved from <http://www.fireengineering.com/content/dam/fe/online-articles/documents/2016/iaff-ptsd-cancer-8-16.pdf>
- <sup>134</sup> Costello, T. (2017, Oct 23,). Cancer is the biggest killer of America's firefighters. *MSNBC News* Retrieved from <https://www.nbcnews.com/health/cancer/cancer-biggest-killer-america-s-firefighters-n813411>
- <sup>135</sup> Pukkala, E., Martinsen, J. I., Weiderpass, E., Kjaerheim, K., Lynge, E., Tryggvadottir, L., . . . Demers, P. A. (2014). Cancer incidence among firefighters: 45 years of follow-up in five Nordic countries. *Occupational and Environmental Medicine*, 71(6), 398-404. 10.1136/oemed-2013-101803 Retrieved from <https://www.jstor.org/stable/43869884>
- <sup>136</sup> Khazan, O. (2015, Sep 11,). How modern furniture endangers firefighters: Consumer goods are increasingly made of synthetic materials and coatings. the carcinogens they give off when they burn could be driving high cancer rates among first responders. *The Atlantic* Retrieved from <https://www.theatlantic.com/health/archive/2015/09/our-toxic-homes/404722/>
- <sup>137</sup> Shaw, S. D., Berger, M. L., Harris, J. H., Hun Yun, S., Wu, Q., Liao, C., . . . Kannan, K. (2013). Persistent organic pollutants including polychlorinated and polybrominated dibenzo-p-dioxins and dibenzofurans in firefighters from northern California. *Chemosphere*, 91(10), 1386-1394. 10.1016/j.chemosphere.2012.12.070 Retrieved from <http://www.ncbi.nlm.nih.gov/pubmed/23395527>
- <sup>138</sup> International Association of Fire Fighters. (2016). *Fire fighters calling 9-1-1. PTSD and cancer: Growing number of fire fighters and paramedics at risk*. Retrieved from <http://www.fireengineering.com/content/dam/fe/online-articles/documents/2016/iaff-ptsd-cancer-8-16.pdf>
- <sup>139</sup> LeMasters, G., Genaidy, A., Succop, P., Deddens, J., Sobeih, T., Barriera-Viruet, H., . . . Lockey, J. (2006). Cancer risk among firefighters: A review and meta-analysis of 32 studies. *Journal of Occupational and Environmental Medicine*, 48(11), 1189-1202. 10.1097/01.jom.0000246229.68697.90 Retrieved from <http://ovidsp.ovid.com/ovidweb.cgi?T=JS&NEWS=n&CSC=Y&PAGE=fulltext&D=ovft&AN=00043764-200611000-00014>



- <sup>140</sup> Shaw, S. D., Berger, M. L., Harris, J. H., Hun Yun, S., Wu, Q., Liao, C., . . . Kannan, K. (2013). Persistent organic pollutants including polychlorinated and polybrominated dibenzo-p-dioxins and dibenzofurans in firefighters from northern California. *Chemosphere*, 91(10), 1386-1394. 10.1016/j.chemosphere.2012.12.070 Retrieved from <http://www.ncbi.nlm.nih.gov/pubmed/23395527>
- <sup>141</sup> Arnold, S. M., Collins, M. A., Graham, C., Jolly, A. T., Parod, R. J., Poole, A., . . . Woolhiser, M. R. (2012). Risk assessment for consumer exposure to toluene diisocyanate (TDI) derived from polyurethane flexible foam. *Regulatory Toxicology and Pharmacology*, 64(3), 504-515. doi:10.1016/j.yrtph.2012.07.006
- <sup>142</sup> American Chemistry Council. (2017). Diisocyanates explained: Bedding and furniture. Retrieved from <https://dii.americanchemistry.com/Bedding-and-Furniture/>
- <sup>143</sup> Boustead, I. (2005). *Eco-profiles of the European plastics industry: Tolyene diisocyanate (TDI)*. Plastics Europe. Retrieved from [http://www.polyurethanes.org/uploads/documents/eco\\_tdi.pdf](http://www.polyurethanes.org/uploads/documents/eco_tdi.pdf)
- <sup>144</sup> National Institute for Occupational Safety and Health. (2014). *Isocyanates*. Centers for Disease Control and Prevention. Retrieved from <https://www.cdc.gov/niosh/topics/isocyanates/>
- <sup>145</sup> Krone, C. A., Ely, J. T. A., Klingner, T., & Rando, R. J. (2003). Isocyanates in flexible polyurethane foams. *Bulletin of Environmental Contamination and Toxicology*, 70(2), 328-335. Retrieved from <http://www.ncbi.nlm.nih.gov/pubmed/12545367>
- <sup>146</sup> Office of Environmental Health Hazard Assessment. (1989). Chemicals considered or listed under proposition 65: Toluene diisocyanate. CalEPA. Retrieved from <https://oehha.ca.gov/proposition-65/chemicals/toluene-diisocyanate>
- <sup>147</sup> Ostrove, M. (2015, May). Working with a hazardous substance: One industry's workplace safety success. How the flexible polyurethane foam manufacturing industry manages the handling of toluene diisocyanate. *Occupational Health & Safety*. Retrieved from [http://www.pfa.org/Library/OHS\\_1505\\_FPF.pdf](http://www.pfa.org/Library/OHS_1505_FPF.pdf)
- <sup>148</sup> Krone, C. A., Ely, J. T. A., Klingner, T., & Rando, R. J. (2003). Isocyanates in flexible polyurethane foams. *Bulletin of Environmental Contamination and Toxicology*, 70(2), 328-335. Retrieved from <http://www.ncbi.nlm.nih.gov/pubmed/12545367>
- <sup>149</sup> Krone, C. A., Ely, J. T. A., Klingner, T., & Rando, R. J. (2003). Isocyanates in flexible polyurethane foams. *Bulletin of Environmental Contamination and Toxicology*, 70(2), 328-335. Retrieved from <http://www.ncbi.nlm.nih.gov/pubmed/12545367>
- <sup>150</sup> Office of Environmental Health Hazard Assessment. (2010). *Notice of public comment for proposed revised reference exposure levels for toluene diisocyanate and methylene diphenyl diisocyanate*. Retrieved from <https://oehha.ca.gov/air/crnrr/notice-public-comment-proposed-revised-reference-exposure-levels-toluene-diisocyanate-and>

- <sup>151</sup> Office of Environmental Health Hazard Assessment. (2010). *Notice of public comment for proposed revised reference exposure levels for toluene diisocyanate and methylene diphenyl diisocyanate*. Retrieved from <https://oehha.ca.gov/air/crnrr/notice-public-comment-proposed-revised-reference-exposure-levels-toluene-diisocyanate-and>
- <sup>152</sup> Boor, B. E., Järnström, H., Novoselac, A., & Xu, Y. (2014). Infant exposure to emissions of volatile organic compounds from crib mattresses. *Environmental Science & Technology*, 48(6), 3541. Retrieved from <http://www.ncbi.nlm.nih.gov/pubmed/24548111>
- <sup>153</sup> Krone, C. A., Ely, J. T. A., Klingner, T., & Rando, R. J. (2003). Isocyanates in flexible polyurethane foams. *Bulletin of Environmental Contamination and Toxicology*, 70(2), 328-335. Retrieved from <http://www.ncbi.nlm.nih.gov/pubmed/12545367>
- <sup>154</sup> Boor, B. E., Liang, Y., Crain, N. E., Järnström, H., Novoselac, A., & Xu, Y. (2015). Identification of phthalate and alternative plasticizers, flame retardants, and unreacted isocyanates in infant mattress covers and foam. *Environmental Science and Technology Letters*, 2, 89-94. doi:10.1021/acs.estlett.5b00039
- <sup>155</sup> Arnold, S. M., Collins, M. A., Graham, C., Jolly, A. T., Parod, R. J., Poole, A., . . . Woolhiser, M. R. (2012). Risk assessment for consumer exposure to toluene diisocyanate (TDI) derived from polyurethane flexible foam. *Regulatory Toxicology and Pharmacology*, 64(3), 504-515. doi:10.1016/j.yrtph.2012.07.006
- <sup>156</sup> Office of Environmental Health Hazard Assessment. (1989). Chemicals considered or listed under proposition 65: Toluene diisocyanate. Retrieved from <https://oehha.ca.gov/proposition-65/chemicals/toluene-diisocyanate>
- <sup>157</sup> Office of Environmental Health Hazard Assessment. (1989). Chemicals considered or listed under proposition 65: Toluene diisocyanate. Retrieved from <https://oehha.ca.gov/proposition-65/chemicals/toluene-diisocyanate>
- <sup>158</sup> Ostrove, M. (2015, May). Working with a hazardous substance: One industry's workplace safety success. How the flexible polyurethane foam manufacturing industry manages the handling of toluene diisocyanate. *Occupational Health & Safety*. Retrieved from [http://www.pfa.org/Library/OHS\\_1505\\_FPF.pdf](http://www.pfa.org/Library/OHS_1505_FPF.pdf)
- <sup>159</sup> National Institute of Health: Department of Health & Human Services. (n.d.) Volatile organic compounds (VOCs). Tox Town. Accessed Mar, 2017. Retrieved from [https://toxtown.nlm.nih.gov/text\\_version/chemicals.php?id=31](https://toxtown.nlm.nih.gov/text_version/chemicals.php?id=31)
- <sup>160</sup> National Institute of Health: Department of Health & Human Services. (n.d.) Volatile organic compounds (VOCs). Tox Town. Accessed Mar, 2017. Retrieved from [https://toxtown.nlm.nih.gov/text\\_version/chemicals.php?id=31](https://toxtown.nlm.nih.gov/text_version/chemicals.php?id=31)

- <sup>161</sup> Zhad, D., Little, J. C., & Cox, S. S. (2004). Characterizing polyurethane foam as a sink for or source of volatile organic compounds in indoor air. *Journal of Environmental Engineering*, 130(9), 983-989. Retrieved from <https://ascelibrary.org/doi/abs/10.1061/%28ASCE%290733-9372%282004%29130%3A9%28983%29>
- <sup>162</sup> Zhad, D., Little, J. C., & Cox, S. S. (2004). Characterizing polyurethane foam as a sink for or source of volatile organic compounds in indoor air. *Journal of Environmental Engineering*, 130(9), 983-989. Retrieved from <https://ascelibrary.org/doi/abs/10.1061/%28ASCE%290733-9372%282004%29130%3A9%28983%29>
- <sup>163</sup> Zhad, D., Little, J. C., & Cox, S. S. (2004). Characterizing polyurethane foam as a sink for or source of volatile organic compounds in indoor air. *Journal of Environmental Engineering*, 130(9), 983-989. Retrieved from <https://ascelibrary.org/doi/abs/10.1061/%28ASCE%290733-9372%282004%29130%3A9%28983%29>
- <sup>164</sup> Zhad, D., Little, J. C., & Cox, S. S. (2004). Characterizing polyurethane foam as a sink for or source of volatile organic compounds in indoor air. *Journal of Environmental Engineering*, 130(9), 983-989. Retrieved from <https://ascelibrary.org/doi/abs/10.1061/%28ASCE%290733-9372%282004%29130%3A9%28983%29>
- <sup>165</sup> Boor, B. E., Järnström, H., Novoselac, A., & Xu, Y. (2014). Infant exposure to emissions of volatile organic compounds from crib mattresses. *Environmental Science & Technology*, 48(6), 3541. Retrieved from <http://www.ncbi.nlm.nih.gov/pubmed/24548111>
- <sup>166</sup> Boor, B. E., Järnström, H., Novoselac, A., & Xu, Y. (2014). Infant exposure to emissions of volatile organic compounds from crib mattresses. *Environmental Science & Technology*, 48(6), 3541. Retrieved from <http://www.ncbi.nlm.nih.gov/pubmed/24548111>
- <sup>167</sup> Salthammer, T., Fuhrmann, F., & Uhde, E. (2003). Flame retardants in the indoor environment – part II: Release of VOCs (triethylphosphate and halogenated degradation products) from polyurethane. *Indoor Air*, 13(1), 49-52. Retrieved from <http://onlinelibrary.wiley.com/doi/10.1034/j.1600-0668.2003.01150.x/abstract>
- <sup>168</sup> Eckert, H. (2012). Hazardous reactions: Phosgenation reactions with phosgene from triphosgene. *ChemInform*, 43(26), no. doi:10.1002/chin.201226233
- <sup>169</sup> Centers for Disease Control and Prevention. (2013). *Phosgene (CG)*. U.S. Department of Health and Human Services. Available at <https://emergency.cdc.gov/agent/phosgene/basics/facts.asp>
- <sup>170</sup> Centers for Disease Control and Prevention. (2013). *Phosgene (CG)*. U.S. Department of Health and Human Services. Available at <https://emergency.cdc.gov/agent/phosgene/basics/facts.asp>

- <sup>171</sup> Salthammer, T., Fuhrmann, F., & Uhde, E. (2003). Flame retardants in the indoor environment – part II: Release of VOCs (triethylphosphate and halogenated degradation products) from polyurethane. *Indoor Air*, 13(1), 49-52. Retrieved from <http://onlinelibrary.wiley.com/doi/10.1034/j.1600-0668.2003.01150.x/abstractx>
- <sup>172</sup> Agency for Toxic Substance and Disease Registry, (ATSDR). (1999). 1,2-dichloropropane U.S. Department of Health and Human Services. Available at <https://www.atsdr.cdc.gov/toxfaqs/tfacts134.pdf>
- <sup>173</sup> National Institute for Occupational Safety and Health, (NIOSH). (2016). *NIOSH pocket guide to chemical hazards - propylene dichloride*. Centers for Disease Control and Prevention. Available at <https://www.cdc.gov/niosh/npg/npgd0534.html>
- <sup>174</sup> Boor, B. E., Järnström, H., Novoselac, A., & Xu, Y. (2014). Infant exposure to emissions of volatile organic compounds from crib mattresses. *Environmental Science & Technology*, 48(6), 3541. Retrieved from <http://www.ncbi.nlm.nih.gov/pubmed/24548111>
- <sup>175</sup> Boor, B. E., Järnström, H., Novoselac, A., & Xu, Y. (2014). Infant exposure to emissions of volatile organic compounds from crib mattresses. *Environmental Science & Technology*, 48(6), 3541. Retrieved from <http://www.ncbi.nlm.nih.gov/pubmed/24548111>
- <sup>176</sup> Kim, K., Pandey, S. K., Kim, Y., Sohn, J. R., & Oh, J. (2014). Emissions of amides (N,N-dimethylformamide and formamide) and other obnoxious volatile organic compounds from different mattress textile products. *Ecotoxicology and Environmental Safety*, 11, 350-356. doi://dx.doi.org/10.1016/j.econenv.2014.07.008
- <sup>177</sup> Boor, B. E., Järnström, H., Novoselac, A., & Xu, Y. (2014). Infant exposure to emissions of volatile organic compounds from crib mattresses. *Environmental Science & Technology*, 48(6), 3541. Retrieved from <http://www.ncbi.nlm.nih.gov/pubmed/24548111>
- <sup>178</sup> Boor, B. E., Järnström, H., Novoselac, A., & Xu, Y. (2014). Infant exposure to emissions of volatile organic compounds from crib mattresses. *Environmental Science & Technology*, 48(6), 3541. Retrieved from <http://www.ncbi.nlm.nih.gov/pubmed/24548111>
- <sup>179</sup> Boor, B. E., Järnström, H., Novoselac, A., & Xu, Y. (2014). Infant exposure to emissions of volatile organic compounds from crib mattresses. *Environmental Science & Technology*, 48(6), 3541. Retrieved from <http://www.ncbi.nlm.nih.gov/pubmed/24548111>

- <sup>180</sup> Kim, K., Pandey, S. K., Kim, Y., Sohn, J. R., & Oh, J. (2014). Emissions of amides (N,N-dimethylformamide and formamide) and other obnoxious volatile organic compounds from different mattress textile products. *Ecotoxicology and Environmental Safety*, 11, 350-356. doi://dx.doi.org/10.1016/j.econenv.2014.07.008
- <sup>181</sup> Dow. (2017). Dow polyurethanes - auxiliary blowing agents role in foam formulations. Retrieved from [https://dowac.custhelp.com/app/answers/detail/a\\_id/5713/~dow-polyurethanes—auxiliary-blowing-agents-role-in-foam-formulations](https://dowac.custhelp.com/app/answers/detail/a_id/5713/~dow-polyurethanes—auxiliary-blowing-agents-role-in-foam-formulations)
- <sup>182</sup> Agency for Toxic Substances and Disease Registry. (2014). *Medical management guidelines for methylene chloride*. Centers for Disease Control and Prevention. Retrieved from <https://www.atsdr.cdc.gov/mmg/mmg.asp?id=230&tid=42>
- <sup>183</sup> Canadian Centre for Occupational Health and Safety, (CCOHS). (2018). Acetone. Retrieved from [https://www.ccohs.ca/oshanswers/chemicals/chem\\_profiles/acetone.html](https://www.ccohs.ca/oshanswers/chemicals/chem_profiles/acetone.html)
- <sup>184</sup> New Hampshire Department of Environmental Services. (2013). *Acetone: Health information summary*. Retrieved from <https://www.des.nh.gov/organization/commissioner/pip/factsheets/ard/documents/ard-ehp-7.pdf>
- <sup>185</sup> Dow. (2017). Dow polyurethanes - auxiliary blowing agents role in foam formulations. Retrieved from [https://dowac.custhelp.com/app/answers/detail/a\\_id/5713/~dow-polyurethanes—auxiliary-blowing-agents-role-in-foam-formulations](https://dowac.custhelp.com/app/answers/detail/a_id/5713/~dow-polyurethanes—auxiliary-blowing-agents-role-in-foam-formulations)
- <sup>186</sup> New Jersey Department of Health. (2016). *Hazardous substance fact sheet: Carbon dioxide*. Right to Know. Retrieved from <http://www.nj.gov/health/eoh/rtkweb/documents/fs/0343.pdf>
- <sup>187</sup> Praxair. (1997). *Carbon dioxide, refrigerated liquid. safety data sheet P-4573*. Retrieved from <http://www.praxair.com/-/media/documents/sds/carbon-dioxide/liquiflow-liquid-carbon-dioxide-medipure-gas-co2-safety-data-sheet-sds-p4573.pdf?la=en>
- <sup>188</sup> Dow. (2017). Dow polyurethanes - auxiliary blowing agents role in foam formulations. Retrieved from [https://dowac.custhelp.com/app/answers/detail/a\\_id/5713/~dow-polyurethanes—auxiliary-blowing-agents-role-in-foam-formulations](https://dowac.custhelp.com/app/answers/detail/a_id/5713/~dow-polyurethanes—auxiliary-blowing-agents-role-in-foam-formulations)
- <sup>189</sup> Boor, B. E., Liang, Y., Crain, N. E., Järnström, H., Novoselac, A., & Xu, Y. (2015). Identification of phthalate and alternative plasticizers, flame retardants, and unreacted isocyanates in infant mattress covers and foam. *Environmental Science and Technology Letters*, 2, 89-94. doi:10.1021/acs.estlett.5b00039
- <sup>190</sup> Boor, B. E., Liang, Y., Crain, N. E., Järnström, H., Novoselac, A., & Xu, Y. (2015). Identification of phthalate and alternative plasticizers, flame retardants, and unreacted isocyanates in infant mattress covers and foam. *Environmental Science and Technology Letters*, 2, 89-94. doi:10.1021/acs.estlett.5b00039



- <sup>191</sup> American Fiber Manufacturers Association, Inc. (2017). Polyester. Retrieved from <http://www.fibersource.com/fiber-products/polyester-fiber/>
- <sup>192</sup> American Fiber Manufacturers Association, Inc. (2017). Polyester. Retrieved from <http://www.fibersource.com/fiber-products/polyester-fiber/>
- <sup>193</sup> Brigden, K., Hetherington, S., Wang, M., Santillo, D., & Johnston, P. (2014). *Hazardous chemicals in branded luxury textile products on sale during 2013*. Greenpeace. Retrieved from <http://m.greenpeace.org/international/Global/international/publications/toxics/2014/Technical-Report-01-2014.pdf>
- <sup>194</sup> Patwary, S. M. (2017). *Antimony diffusion from polyester textiles upon exhaust dyeing*. The Swedish School of Textiles. University of Borås. Retrieved from <https://hb.diva-portal.org/smash/get/diva2:1147152/FULLTEXT01.pdf>
- <sup>195</sup> International Agency for Research on Cancer. (1989). *IARC monographs on the evaluation of carcinogenic risks to humans: Antimony trioxide and antimony trisulfide*. Retrieved from <http://monographs.iarc.fr/ENG/Monographs/vol47/index.php>
- <sup>196</sup> Brigden, K., Hetherington, S., Wang, M., Santillo, D., & Johnston, P. (2014). *Hazardous chemicals in branded luxury textile products on sale during 2013*. Greenpeace. Retrieved from <http://m.greenpeace.org/international/Global/international/publications/toxics/2014/Technical-Report-01-2014.pdf>
- <sup>197</sup> Laursen, S. E., Hansen, J., Drøjdahl, A., Hansen, O. C., Pommer, K., Pedersen, E., & Bernth, N. (2003). *Survey of chemicals in consumer products: Survey of chemical compounds in textile fabrics*. Danish Environmental Protection Agency. Retrieved from <http://eng.mst.dk/media/mst/69105/23.pdf>
- <sup>198</sup> Brigden, K., Hetherington, S., Wang, M., Santillo, D., & Johnston, P. (2013). *Hazardous chemicals in branded textile products on sale in 25 countries/regions during 2013*. Greenpeace. Retrieved from <http://redwww.arpat.toscana.it/notizie/arpatnews/2014/025-14/A%20Little%20Story%20About%20the%20Monsters%20In%20Your%20Closet%20-%20Technical%20Report.pdf>
- <sup>199</sup> Brigden, K., Hetherington, S., Wang, M., Santillo, D., & Johnston, P. (2014). *Hazardous chemicals in branded luxury textile products on sale during 2013*. Greenpeace. Retrieved from <http://m.greenpeace.org/international/Global/international/publications/toxics/2014/Technical-Report-01-2014.pdf>
- <sup>200</sup> Laursen, S. E., Hansen, J., Drøjdahl, A., Hansen, O. C., Pommer, K., Pedersen, E., & Bernth, N. (2003). *Survey of chemicals in consumer products: Survey of chemical compounds in textile fabrics*. Danish Environmental Protection Agency. Retrieved from <http://eng.mst.dk/media/mst/69105/23.pdf>



- <sup>201</sup> Laursen, S. E., Hansen, J., Drøjdahl, A., Hansen, O. C., Pommer, K., Pedersen, E., & Bernth, N. (2003). *Survey of chemicals in consumer products: Survey of chemical compounds in textile fabrics*. Danish Environmental Protection Agency. Retrieved from <http://eng.mst.dk/media/mst/69105/23.pdf>
- <sup>202</sup> Patwary, S. M. (2017). *Antimony diffusion from polyester textiles upon exhaust dyeing*. The Swedish School of Textiles. University of Borås. Retrieved from <https://hb.diva-portal.org/smash/get/diva2:1147152/FULLTEXT01.pdf>
- <sup>203</sup> Laursen, S. E., Hansen, J., Drøjdahl, A., Hansen, O. C., Pommer, K., Pedersen, E., & Bernth, N. (2003). *Survey of chemicals in consumer products: Survey of chemical compounds in textile fabrics*. Danish Environmental Protection Agency. Retrieved from <http://eng.mst.dk/media/mst/69105/23.pdf>
- <sup>204</sup> Laursen, S. E., Hansen, J., Drøjdahl, A., Hansen, O. C., Pommer, K., Pedersen, E., & Bernth, N. (2003). *Survey of chemicals in consumer products: Survey of chemical compounds in textile fabrics*. Danish Environmental Protection Agency. Retrieved from <http://eng.mst.dk/media/mst/69105/23.pdf>
- <sup>205</sup> Rovira, J., Nadal, M., Schuhmacher, M., & Domingo, J. L. (2017). Trace elements in skin-contact clothes and migration to artificial sweat: Risk assessment of human dermal exposure. *Textile Research Journal*, 87(6), 726-738. 10.1177/0040517516639816 Retrieved from <http://journals.sagepub.com/doi/full/10.1177/0040517516639816>
- <sup>206</sup> Rovira, J., Nadal, M., Schuhmacher, M., & Domingo, J. L. (2017). Trace elements in skin-contact clothes and migration to artificial sweat: Risk assessment of human dermal exposure. *Textile Research Journal*, 87(6), 726-738. 10.1177/0040517516639816 Retrieved from <http://journals.sagepub.com/doi/full/10.1177/0040517516639816>
- <sup>207</sup> Pinto, B., & Reali, D. (2009). Screening of estrogen-like activity of mineral water stored in PET bottles. *International Journal of Hygiene and Environmental Health*, 212(2), 228-232. doi:10.1016/j.ijheh.2008.06.004
- <sup>208</sup> Sax, L. (2010). Polyethylene terephthalate may yield endocrine disruptors. *Environmental Health Perspectives*, 118(4), 445-448. doi:10.1289/ehp.0901253
- <sup>209</sup> Wagner, M., & Oehlmann, J. (2009). Endocrine disruptors in bottled mineral water: Total estrogenic burden and migration from plastic bottles. *Environmental Science and Pollution Research*, 16(3), 278-286. doi:10.1007/s11356-009-0107-7
- <sup>210</sup> Cherett, N., Barrett, J., Clemett, A., Chadwick, M., & Cadwick, M. J. (2005). *Ecological footprint and water analysis of cotton, hemp and polyester*. Stockholm Environment Institute. Retrieved from <https://www.sei-international.org/publications?pid=1694>

- <sup>211</sup> Cherett, N., Barrett, J., Clemett, A., Chadwick, M., & Cadwick, M. J. (2005). *Ecological footprint and water analysis of cotton, hemp and polyester*. Stockholm Environment Institute. Retrieved from <https://www.sei-international.org/publications?pid=1694>
- <sup>212</sup> Brigden, K., Hetherington, S., Wang, M., Santillo, D., & Johnston, P. (2014). *Hazardous chemicals in branded luxury textile products on sale during 2013*. Greenpeace. Retrieved from <http://m.greenpeace.org/international/Global/international/publications/toxics/2014/Technical-Report-01-2014.pdf>
- <sup>213</sup> European Chemicals Agency, (ECHA). (n.d.) *Substance information: Antimony*. Accessed Apr 1, 2018. Retrieved from <https://echa.europa.eu/substance-information/-/substanceinfo/100.028.314>
- <sup>214</sup> Morris, M., & Wolf, K. (2000). *Alternative adhesive technologies in the foam furniture and bedding industries: A cleaner technologies substitutes assessment*. Vol 1. Prepared for U.S. Environmental Protection Agency, Office of Pollution Prevention Technology, Design for the Environment Program. Retrieved from <https://www.dtsc.ca.gov/PollutionPrevention/upload/alternative-adhesive-technologies-in-foam.pdf>
- <sup>215</sup> Morris, M., & Wolf, K. (2000). *Alternative adhesive technologies in the foam furniture and bedding industries: A cleaner technologies substitutes assessment*. Vol 1. Prepared for U.S. Environmental Protection Agency, Office of Pollution Prevention Technology, Design for the Environment Program. Retrieved from <https://www.dtsc.ca.gov/PollutionPrevention/upload/alternative-adhesive-technologies-in-foam.pdf>
- <sup>216</sup> Urbina, I. (2013, Mar 30). As OSHA emphasizes safety, long-term health risks fester. *The New York Times* Retrieved from [https://www.nytimes.com/2013/03/31/us/osh-emphasizes-safety-health-risks-fester.html?\\_r=3&pagewanted=all&](https://www.nytimes.com/2013/03/31/us/osh-emphasizes-safety-health-risks-fester.html?_r=3&pagewanted=all&)
- <sup>217</sup> Urbina, I. (2013, Mar 30). As OSHA emphasizes safety, long-term health risks fester. *The New York Times* Retrieved from [https://www.nytimes.com/2013/03/31/us/osh-emphasizes-safety-health-risks-fester.html?\\_r=3&pagewanted=all&](https://www.nytimes.com/2013/03/31/us/osh-emphasizes-safety-health-risks-fester.html?_r=3&pagewanted=all&)
- <sup>218</sup> Morris, M., & Wolf, K. (2000). *Alternative adhesive technologies in the foam furniture and bedding industries: A cleaner technologies substitutes assessment*. Vol 1. Prepared for U.S. Environmental Protection Agency, Office of Pollution Prevention Technology, Design for the Environment Program. Retrieved from <https://www.dtsc.ca.gov/PollutionPrevention/upload/alternative-adhesive-technologies-in-foam.pdf>

- <sup>219</sup> Occupational Safety and Health Administration, (OSHA), & The National Institute for Occupational Safety and Health, (NIOSH). (2014). *Hazard alert: 1-bromopropane*. (No. 2013-150). Centers for Disease Control, U.S. Department of Labor, Department of Health & Human Services. Retrieved from [https://www.osha.gov/Publications/OSHA\\_3676.pdf](https://www.osha.gov/Publications/OSHA_3676.pdf)
- <sup>220</sup> Occupational Safety and Health Administration, (OSHA), & The National Institute for Occupational Safety and Health, (NIOSH). (2014). *Hazard alert: 1-bromopropane*. (No. 2013-150). Centers for Disease Control, U.S. Department of Labor, Department of Health & Human Services. Retrieved from [https://www.osha.gov/Publications/OSHA\\_3676.pdf](https://www.osha.gov/Publications/OSHA_3676.pdf)
- <sup>221</sup> National Toxicology Program, (NTP). (2011). *NTP technical report on the toxicology and carcinogenesis studies of 1-bromopropane (CAS no. 106-94-5) in F344/N rats and B6C3F1 mice (inhalation studies)*. National Institutes of Health, Public Health Service, U.S. Department of Health and Human Services. Retrieved from [https://ntp.niehs.nih.gov/ntp/htdocs/lt\\_rpts/tr564.pdf](https://ntp.niehs.nih.gov/ntp/htdocs/lt_rpts/tr564.pdf)
- <sup>222</sup> Occupational Safety and Health Administration, (OSHA), & The National Institute for Occupational Safety and Health, (NIOSH). (2014). *Hazard alert: 1-bromopropane*. (No. 2013-150). Centers for Disease Control, U.S. Department of Labor, Department of Health & Human Services. Retrieved from [https://www.osha.gov/Publications/OSHA\\_3676.pdf](https://www.osha.gov/Publications/OSHA_3676.pdf)
- <sup>223</sup> Occupational Safety and Health Administration, (OSHA), & The National Institute for Occupational Safety and Health, (NIOSH). (2014). *Hazard alert: 1-bromopropane*. (No. 2013-150). Centers for Disease Control, U.S. Department of Labor, Department of Health & Human Services. Retrieved from [https://www.osha.gov/Publications/OSHA\\_3676.pdf](https://www.osha.gov/Publications/OSHA_3676.pdf)
- <sup>224</sup> Morris, M., & Wolf, K. (2000). *Alternative adhesive technologies in the foam furniture and bedding industries: A cleaner technologies substitutes assessment*. Vol 1. Prepared for U.S. Environmental Protection Agency, Office of Pollution Prevention Technology, Design for the Environment Program. Retrieved from <https://www.dtsc.ca.gov/PollutionPrevention/upload/alternative-adhesive-technologies-in-foam.pdf>
- <sup>225</sup> English, B., & Schneider, J. (2015). Today's adhesives for mattress manufacturing are easier, faster, stronger. Retrieved from <https://bedtimesmagazine.com/2015/12/adhesives-mattress-manufacturing-faster-stronger/>

- <sup>226</sup> Morris, M., & Wolf, K. (2000). *Alternative adhesive technologies in the foam furniture and bedding industries: A cleaner technologies substitutes assessment*. Vol 1. Prepared for U.S. Environmental Protection Agency, Office of Pollution Prevention Technology, Design for the Environment Program. Retrieved from <https://www.dtsc.ca.gov/PollutionPrevention/upload/alternative-adhesive-technologies-in-foam.pdf>
- <sup>227</sup> Morris, M., & Wolf, K. (2000). *Alternative adhesive technologies in the foam furniture and bedding industries: A cleaner technologies substitutes assessment*. Vol 1. Prepared for U.S. Environmental Protection Agency, Office of Pollution Prevention Technology, Design for the Environment Program. Retrieved from <https://www.dtsc.ca.gov/PollutionPrevention/upload/alternative-adhesive-technologies-in-foam.pdf>
- <sup>228</sup> English, B., & Schneider, J. (2015). Today's adhesives for mattress manufacturing are easier, faster, stronger. Retrieved from <https://bedtimesmagazine.com/2015/12/adhesives-mattress-manufacturing-faster-stronger/>
- <sup>229</sup> Morris, M., & Wolf, K. (2000). *Alternative adhesive technologies in the foam furniture and bedding industries: A cleaner technologies substitutes assessment*. Vol 1. Prepared for U.S. Environmental Protection Agency, Office of Pollution Prevention Technology, Design for the Environment Program. Retrieved from <https://www.dtsc.ca.gov/PollutionPrevention/upload/alternative-adhesive-technologies-in-foam.pdf>
- <sup>230</sup> National Toxicology Program, (NTP). (2016). *14th report on carcinogens*. U.S. Department of Health and Human Services, National Institute of Environmental Health Sciences, National Institutes of Health. Retrieved from <https://ntp.niehs.nih.gov/pubhealth/roc/index-1.html>
- <sup>231</sup> International Agency for Research on Cancer, (IARC). (2012). *IARC monographs on the evaluation of carcinogenic risks to humans: Chemical agents and related occupations*. (Vol 100F). World Health Organization. Retrieved from <http://monographs.iarc.fr/ENG/Monographs/vol100F/>
- <sup>232</sup> Wallace, H. (2008, March/April). Should you ditch your chemical mattress? good night, sleep tight-- don't let the volatile organic compounds bite. *Mother Jones*. Available at <http://www.motherjones.com/politics/2008/03/should-you-ditch-your-chemical-mattress>
- <sup>233</sup> Boor, B. E., Järnström, H., Novoselac, A., & Xu, Y. (2014). Infant exposure to emissions of volatile organic compounds from crib mattresses. *Environmental Science & Technology*, 48(6), 3541. Retrieved from <http://www.ncbi.nlm.nih.gov/pubmed/24548111>

- <sup>234</sup> Boor, B. E., Järnström, H., Novoselac, A., & Xu, Y. (2014). Infant exposure to emissions of volatile organic compounds from crib mattresses. *Environmental Science & Technology*, 48(6), 3541. Retrieved from <http://www.ncbi.nlm.nih.gov/pubmed/24548111>
- <sup>235</sup> Committee on Pesticides in the Diets of Infants and Children. (1993). *Pesticides in the diets of infants and children*. Washington, DC: National Academy Press. Retrieved from <https://www.nap.edu/catalog/2126/pesticides-in-the-diets-of-infants-and-children>
- <sup>236</sup> Landrigan, P. J., & Miodovnik, A. (2011). Children's health and the environment: An overview. *Mount Sinai Journal of Medicine: A Journal of Translational and Personalized Medicine*, 78(1), 1-10. 10.1002/msj.20236 Retrieved from <https://onlinelibrary.wiley.com/doi/abs/10.1002/msj.20236>
- <sup>237</sup> Landrigan, P. J., & Goldman, L. R. (2011). Children's vulnerability to toxic chemicals: A challenge and opportunity to strengthen health and environmental policy. *Health Affairs*, 30(5), 842-850. 10.1377/hlthaff.2011.0151 Retrieved from <https://www.ncbi.nlm.nih.gov/pubmed/21543423>
- <sup>238</sup> Boor, B. E., Järnström, H., Novoselac, A., & Xu, Y. (2014). Infant exposure to emissions of volatile organic compounds from crib mattresses. *Environmental Science & Technology*, 48(6), 3541. Retrieved from <http://www.ncbi.nlm.nih.gov/pubmed/24548111>
- <sup>239</sup> Boor, B. E., Järnström, H., Novoselac, A., & Xu, Y. (2014). Infant exposure to emissions of volatile organic compounds from crib mattresses. *Environmental Science & Technology*, 48(6), 3541. Retrieved from <http://www.ncbi.nlm.nih.gov/pubmed/24548111>
- <sup>240</sup> Liang, Y., & Xu, Y. (2014). Emission of phthalates and phthalate alternatives from vinyl flooring and crib mattress covers: The influence of temperature. *Environmental Science & Technology*, 48, 14228-14237. Retrieved from <http://www.ncbi.nlm.nih.gov/pubmed/25419579>
- <sup>241</sup> Anderson, R. C., & Anderson, J. H. (1998). Respiratory toxicity in mice exposed to mattress covers. *Archives of Environmental Health*, 54(3) Retrieved from <http://dx.doi.org/10.1080/00039899909602260>
- <sup>242</sup> Boor, B. E., Järnström, H., Novoselac, A., & Xu, Y. (2014). Infant exposure to emissions of volatile organic compounds from crib mattresses. *Environmental Science & Technology*, 48(6), 3541. Retrieved from <http://www.ncbi.nlm.nih.gov/pubmed/24548111>



- <sup>243</sup> Boor, B. E., Järnström, H., Novoselac, A., & Xu, Y. (2014). Infant exposure to emissions of volatile organic compounds from crib mattresses. *Environmental Science & Technology*, 48(6), 3541. Retrieved from <http://www.ncbi.nlm.nih.gov/pubmed/24548111>
- <sup>244</sup> Boor, B. E., Järnström, H., Novoselac, A., & Xu, Y. (2014). Infant exposure to emissions of volatile organic compounds from crib mattresses. *Environmental Science & Technology*, 48(6), 3541. Retrieved from <http://www.ncbi.nlm.nih.gov/pubmed/24548111>
- <sup>245</sup> Boor, B. E., Järnström, H., Novoselac, A., & Xu, Y. (2014). Infant exposure to emissions of volatile organic compounds from crib mattresses. *Environmental Science & Technology*, 48(6), 3541. Retrieved from <http://www.ncbi.nlm.nih.gov/pubmed/24548111>
- <sup>246</sup> Boor, B. E., Järnström, H., Novoselac, A., & Xu, Y. (2014). Infant exposure to emissions of volatile organic compounds from crib mattresses. *Environmental Science & Technology*, 48(6), 3541. Retrieved from <http://www.ncbi.nlm.nih.gov/pubmed/24548111>
- Anderson, R. C., & Anderson, J. H. (1998). Respiratory toxicity in mice exposed to mattress covers. *Archives of Environmental Health*, 54(3) Retrieved from <http://dx.doi.org/10.1080/00039899909602260>
- <sup>247</sup> Boor, B. E., Järnström, H., Novoselac, A., & Xu, Y. (2014). Infant exposure to emissions of volatile organic compounds from crib mattresses. *Environmental Science & Technology*, 48(6), 3541. Retrieved from <http://www.ncbi.nlm.nih.gov/pubmed/24548111>
- Anderson, R. C., & Anderson, J. H. (1998). Respiratory toxicity in mice exposed to mattress covers. *Archives of Environmental Health*, 54(3) Retrieved from <http://dx.doi.org/10.1080/00039899909602260>
- <sup>248</sup> Boor, B. E., Järnström, H., Novoselac, A., & Xu, Y. (2014). Infant exposure to emissions of volatile organic compounds from crib mattresses. *Environmental Science & Technology*, 48(6), 3541. Retrieved from <http://www.ncbi.nlm.nih.gov/pubmed/24548111>
- <sup>249</sup> Anderson, R. C., & Anderson, J. H. (1998). Respiratory toxicity in mice exposed to mattress covers. *Archives of Environmental Health*, 54(3) Retrieved from <http://dx.doi.org/10.1080/00039899909602260>
- <sup>250</sup> Boor, B. E., Järnström, H., Novoselac, A., & Xu, Y. (2014). Infant exposure to emissions of volatile organic compounds from crib mattresses. *Environmental Science & Technology*, 48(6), 3541. Retrieved from <http://www.ncbi.nlm.nih.gov/pubmed/24548111>



- <sup>251</sup> Liang, Y., & Xu, Y. (2014). Emission of phthalates and phthalate alternatives from vinyl flooring and crib mattress covers: The influence of temperature. *Environmental Science & Technology*, 48, 14228-14237. Retrieved from <http://www.ncbi.nlm.nih.gov/pubmed/25419579>
- <sup>252</sup> Boor, B. E., Järnström, H., Novoselac, A., & Xu, Y. (2014). Infant exposure to emissions of volatile organic compounds from crib mattresses. *Environmental Science & Technology*, 48(6), 3541. Retrieved from <http://www.ncbi.nlm.nih.gov/pubmed/24548111>
- <sup>253</sup> Liang, Y., & Xu, Y. (2014). Emission of phthalates and phthalate alternatives from vinyl flooring and crib mattress covers: The influence of temperature. *Environmental Science & Technology*, 48, 14228-14237. Retrieved from <http://www.ncbi.nlm.nih.gov/pubmed/25419579>
- <sup>254</sup> Liang, Y., & Xu, Y. (2014). Emission of phthalates and phthalate alternatives from vinyl flooring and crib mattress covers: The influence of temperature. *Environmental Science & Technology*, 48, 14228-14237. Retrieved from <http://www.ncbi.nlm.nih.gov/pubmed/25419579>
- <sup>255</sup> Boor, B. E., Järnström, H., Novoselac, A., & Xu, Y. (2014). Infant exposure to emissions of volatile organic compounds from crib mattresses. *Environmental Science & Technology*, 48(6), 3541. Retrieved from <http://www.ncbi.nlm.nih.gov/pubmed/24548111>
- <sup>256</sup> United States Consumer Product Safety Commission, (CPSC). (2015). Phthalates. Retrieved from <https://www.cpsc.gov/Business-Manufacturing/Business-Education/Business-Guidance/Phthalates-Information/>
- <sup>257</sup> United States Consumer Product Safety Commission, (CPSC). (2015). Phthalates. Retrieved from <https://www.cpsc.gov/Business-Manufacturing/Business-Education/Business-Guidance/Phthalates-Information/>
- <sup>258</sup> United States Consumer Product Safety Commission, (CPSC). (2018). Phthalates. Accessed July 9, 2018. Retrieved from <https://www.cpsc.gov/Business-Manufacturing/Business-Education/Business-Guidance/Phthalates-Information>
- <sup>259</sup> Liang, Y., & Xu, Y. (2014). Emission of phthalates and phthalate alternatives from vinyl flooring and crib mattress covers: The influence of temperature. *Environmental Science & Technology*, 48, 14228-14237. Retrieved from <http://www.ncbi.nlm.nih.gov/pubmed/25419579>
- <sup>260</sup> Liang, Y., & Xu, Y. (2014). Emission of phthalates and phthalate alternatives from vinyl flooring and crib mattress covers: The influence of temperature. *Environmental Science & Technology*, 48, 14228-14237. Retrieved from <http://www.ncbi.nlm.nih.gov/pubmed/25419579>

- <sup>261</sup> Liang, Y., & Xu, Y. (2014). Emission of phthalates and phthalate alternatives from vinyl flooring and crib mattress covers: The influence of temperature. *Environmental Science & Technology*, 48, 14228-14237. Retrieved from <http://www.ncbi.nlm.nih.gov/pubmed/25419579>
- <sup>262</sup> Boor, B. E., Järnström, H., Novoselac, A., & Xu, Y. (2014). Infant exposure to emissions of volatile organic compounds from crib mattresses. *Environmental Science & Technology*, 48(6), 3541. Retrieved from <http://www.ncbi.nlm.nih.gov/pubmed/24548111>
- <sup>263</sup> Liang, Y., & Xu, Y. (2014). Emission of phthalates and phthalate alternatives from vinyl flooring and crib mattress covers: The influence of temperature. *Environmental Science & Technology*, 48, 14228-14237. Retrieved from <http://www.ncbi.nlm.nih.gov/pubmed/25419579>
- <sup>264</sup> Boor, B. E., Järnström, H., Novoselac, A., & Xu, Y. (2014). Infant exposure to emissions of volatile organic compounds from crib mattresses. *Environmental Science & Technology*, 48(6), 3541. Retrieved from <http://www.ncbi.nlm.nih.gov/pubmed/24548111>
- <sup>265</sup> Liang, Y., & Xu, Y. (2014). Emission of phthalates and phthalate alternatives from vinyl flooring and crib mattress covers: The influence of temperature. *Environmental Science & Technology*, 48, 14228-14237. Retrieved from <http://www.ncbi.nlm.nih.gov/pubmed/25419579>
- <sup>266</sup> Boor, B. E., Liang, Y., Crain, N. E., Järnström, H., Novoselac, A., & Xu, Y. (2015). Identification of phthalate and alternative plasticizers, flame retardants, and unreacted isocyanates in infant mattress covers and foam. *Environmental Science and Technology Letters*, 2, 89-94. doi:10.1021/acs.estlett.5b00039
- <sup>267</sup> Boor, B. E., Liang, Y., Crain, N. E., Järnström, H., Novoselac, A., & Xu, Y. (2015). Identification of phthalate and alternative plasticizers, flame retardants, and unreacted isocyanates in infant mattress covers and foam. *Environmental Science and Technology Letters*, 2, 89-94. doi:10.1021/acs.estlett.5b00039
- <sup>268</sup> Boor, B. E., Liang, Y., Crain, N. E., Järnström, H., Novoselac, A., & Xu, Y. (2015). Identification of phthalate and alternative plasticizers, flame retardants, and unreacted isocyanates in infant mattress covers and foam. *Environmental Science and Technology Letters*, 2, 89-94. doi:10.1021/acs.estlett.5b00039
- <sup>269</sup> United States Consumer Product Safety Commission, (CPSC). (2015). Phthalates. Retrieved from <https://www.cpsc.gov/Business-Manufacturing/Business-Education/Business-Guidance/Phthalates-Information/>

- <sup>270</sup> Boor, B. E., Liang, Y., Crain, N. E., Järnström, H., Novoselac, A., & Xu, Y. (2015). Identification of phthalate and alternative plasticizers, flame retardants, and unreacted isocyanates in infant mattress covers and foam. *Environmental Science and Technology Letters*, 2, 89-94. doi:10.1021/acs.estlett.5b00039
- <sup>271</sup> Boor, B. E., Liang, Y., Crain, N. E., Järnström, H., Novoselac, A., & Xu, Y. (2015). Identification of phthalate and alternative plasticizers, flame retardants, and unreacted isocyanates in infant mattress covers and foam. *Environmental Science and Technology Letters*, 2, 89-94. doi:10.1021/acs.estlett.5b00039
- <sup>272</sup> Boor, B. E., Liang, Y., Crain, N. E., Järnström, H., Novoselac, A., & Xu, Y. (2015). Identification of phthalate and alternative plasticizers, flame retardants, and unreacted isocyanates in infant mattress covers and foam. *Environmental Science and Technology Letters*, 2, 89-94. doi:10.1021/acs.estlett.5b00039
- <sup>273</sup> Boor, B. E., Liang, Y., Crain, N. E., Järnström, H., Novoselac, A., & Xu, Y. (2015). Identification of phthalate and alternative plasticizers, flame retardants, and unreacted isocyanates in infant mattress covers and foam. *Environmental Science and Technology Letters*, 2, 89-94. doi:10.1021/acs.estlett.5b00039
- <sup>274</sup> Boor, B. E., Liang, Y., Crain, N. E., Järnström, H., Novoselac, A., & Xu, Y. (2015). Identification of phthalate and alternative plasticizers, flame retardants, and unreacted isocyanates in infant mattress covers and foam. *Environmental Science and Technology Letters*, 2, 89-94. doi:10.1021/acs.estlett.5b00039
- <sup>275</sup> Boor, B. E., Liang, Y., Crain, N. E., Järnström, H., Novoselac, A., & Xu, Y. (2015). Identification of phthalate and alternative plasticizers, flame retardants, and unreacted isocyanates in infant mattress covers and foam. *Environmental Science and Technology Letters*, 2, 89-94. doi:10.1021/acs.estlett.5b00039
- <sup>276</sup> Boor, B. E., Liang, Y., Crain, N. E., Järnström, H., Novoselac, A., & Xu, Y. (2015). Identification of phthalate and alternative plasticizers, flame retardants, and unreacted isocyanates in infant mattress covers and foam. *Environmental Science and Technology Letters*, 2, 89-94. doi:10.1021/acs.estlett.5b00039
- <sup>277</sup> Boor, B. E., Liang, Y., Crain, N. E., Järnström, H., Novoselac, A., & Xu, Y. (2015). Identification of phthalate and alternative plasticizers, flame retardants, and unreacted isocyanates in infant mattress covers and foam. *Environmental Science and Technology Letters*, 2, 89-94. doi:10.1021/acs.estlett.5b00039
- <sup>278</sup> Liang, Y., & Xu, Y. (2014). Emission of phthalates and phthalate alternatives from vinyl flooring and crib mattress covers: The influence of temperature. *Environmental Science & Technology*, 48, 14228-14237. Retrieved from <http://www.ncbi.nlm.nih.gov/pubmed/25419579>

<sup>279</sup> Liang, Y., & Xu, Y. (2014). Emission of phthalates and phthalate alternatives from vinyl flooring and crib mattress covers: The influence of temperature. *Environmental Science & Technology*, 48, 14228-14237. Retrieved from <http://www.ncbi.nlm.nih.gov/pubmed/25419579>

<sup>280</sup> Liang, Y., & Xu, Y. (2014). Emission of phthalates and phthalate alternatives from vinyl flooring and crib mattress covers: The influence of temperature. *Environmental Science & Technology*, 48, 14228-14237. Retrieved from <http://www.ncbi.nlm.nih.gov/pubmed/25419579>

<sup>281</sup> Liang, Y., & Xu, Y. (2014). Emission of phthalates and phthalate alternatives from vinyl flooring and crib mattress covers: The influence of temperature. *Environmental Science & Technology*, 48, 14228-14237. Retrieved from <http://www.ncbi.nlm.nih.gov/pubmed/25419579>

<sup>282</sup> Liang, Y., & Xu, Y. (2014). Emission of phthalates and phthalate alternatives from vinyl flooring and crib mattress covers: The influence of temperature. *Environmental Science & Technology*, 48, 14228-14237. Retrieved from <http://www.ncbi.nlm.nih.gov/pubmed/25419579x>

<sup>283</sup> Liang, Y., & Xu, Y. (2014). Emission of phthalates and phthalate alternatives from vinyl flooring and crib mattress covers: The influence of temperature. *Environmental Science & Technology*, 48, 14228-14237. Retrieved from <http://www.ncbi.nlm.nih.gov/pubmed/25419579>

<sup>284</sup> Liang, Y., & Xu, Y. (2014). Emission of phthalates and phthalate alternatives from vinyl flooring and crib mattress covers: The influence of temperature. *Environmental Science & Technology*, 48, 14228-14237. Retrieved from <http://www.ncbi.nlm.nih.gov/pubmed/25419579>

<sup>285</sup> Boor, B. E., Liang, Y., Crain, N. E., Järnström, H., Novoselac, A., & Xu, Y. (2015). Identification of phthalate and alternative plasticizers, flame retardants, and unreacted isocyanates in infant mattress covers and foam. *Environmental Science and Technology Letters*, 2, 89-94. doi:10.1021/acs.estlett.5b00039

<sup>286</sup> Boor, B. E., Liang, Y., Crain, N. E., Järnström, H., Novoselac, A., & Xu, Y. (2015). Identification of phthalate and alternative plasticizers, flame retardants, and unreacted isocyanates in infant mattress covers and foam. *Environmental Science and Technology Letters*, 2, 89-94. doi:10.1021/acs.estlett.5b00039

<sup>287</sup> Boor, B. E., Liang, Y., Crain, N. E., Järnström, H., Novoselac, A., & Xu, Y. (2015). Identification of phthalate and alternative plasticizers, flame retardants, and unreacted isocyanates in infant mattress covers and foam. *Environmental Science and Technology Letters*, 2, 89-94. doi:10.1021/acs.estlett.5b00039

- <sup>288</sup> Boor, B. E., Liang, Y., Crain, N. E., Järnström, H., Novoselac, A., & Xu, Y. (2015). Identification of phthalate and alternative plasticizers, flame retardants, and unreacted isocyanates in infant mattress covers and foam. *Environmental Science and Technology Letters*, 2, 89-94. doi:10.1021/acs.estlett.5b00039
- <sup>289</sup> Adibi, J. J., Perera, F. P., Jedrychowski, W., Camann, D. E., Barr, D., Jacek, R., & Whyatt, R. M. (2003). Prenatal exposures to phthalates among women in New York City and Krakow, Poland. *Environmental Health Perspectives*, 111(14), 1719-1722. doi: 10.1289/ehp.6235
- <sup>290</sup> Swan, S. H., Main, K. M., Liu, F., Stewart, S. L., Kruse, R. L., Calafat, A. M., . . . Study for Future Families Research Team. (2005). Decrease in anogenital distance among male infants with prenatal phthalate exposure. *Environmental Health Perspectives*, 113(8), A89. Retrieved from <http://www.jstor.org/stable/3436484>
- <sup>291</sup> Bergman, Å, Heindel, J. J., Jobling, S., Kidd, K. A., & Zoeller, R. T. (2012). *State of the science of endocrine disrupting chemicals – 2012*. (2012). World Health Organization & United Nations Environment Programme: Inter-Organization Programme for the Sound Management of Chemicals. Retrieved from <http://www.who.int/ceh/publications/endocrine/en/>
- <sup>292</sup> Bergman, Å, Heindel, J. J., Jobling, S., Kidd, K. A., & Zoeller, R. T. (2012). *State of the science of endocrine disrupting chemicals – 2012*. (2012). World Health Organization & United Nations Environment Programme: Inter-Organization Programme for the Sound Management of Chemicals. Retrieved from <http://www.who.int/ceh/publications/endocrine/en/>
- <sup>293</sup> Bergman, Å, Heindel, J. J., Jobling, S., Kidd, K. A., & Zoeller, R. T. (2012). *State of the science of endocrine disrupting chemicals – 2012*. (2012). World Health Organization & United Nations Environment Programme: Inter-Organization Programme for the Sound Management of Chemicals. Retrieved from <http://www.who.int/ceh/publications/endocrine/en/>
- <sup>294</sup> Springer, C., Dere, E., Hall, S. J., McDonnell, E. V., Roberts, S. C., Butt, C. M., . . . Boekelheide, K. (2012). Rodent thyroid, liver, and fetal testis toxicity of the monoester metabolite of bis-, a novel brominated flame retardant present in indoor dust. *Environmental Health Perspectives*, 120(12), 1711. Retrieved from [10.1289/ehp.1204932](http://dx.doi.org/10.1289/ehp.1204932)
- <sup>295</sup> Springer, C., Dere, E., Hall, S. J., McDonnell, E. V., Roberts, S. C., Butt, C. M., . . . Boekelheide, K. (2012). Rodent thyroid, liver, and fetal testis toxicity of the monoester metabolite of bis-, a novel brominated flame retardant present in indoor dust. *Environmental Health Perspectives*, 120(12), 1711. Retrieved from [10.1289/ehp.1204932](http://dx.doi.org/10.1289/ehp.1204932)



- <sup>296</sup> Ruthann A. Rudel, Janet M. Gray, Connie L. Engel, Teresa W. Rawsthorne, Robin E. Dodson, Janet M. Ackerman, Jeanne Rizzo, Janet L. Nudelman, and Julia Green Brody. Food Packaging and Bisphenol A and Bis(2-Ethylhexyl) Phthalate Exposure: Findings from a Dietary Intervention. *Environmental Health Perspectives* (March 2011). Retrieved from: <https://www.bcpp.org/science-policy/publications/>
- <sup>297</sup> Berkely Center for Environmental Research and Children's Health. HERMOSA Study. (2015). Retrieved from: <https://cerch.berkeley.edu/research-programs/hermosa-study>
- <sup>298</sup> World Wildlife Fund. (n.d.). Cotton farming. cotton: A water wasting crop. Accessed Apr 17, 2018. Retrieved from [http://wwf.panda.org/about\\_our\\_earth/about\\_freshwater/freshwater\\_problems/thirsty\\_crops/cotton/](http://wwf.panda.org/about_our_earth/about_freshwater/freshwater_problems/thirsty_crops/cotton/)
- <sup>299</sup> Pesticide Action Network, U K. (2017). Pesticides concerns in cotton. Accessed Apr 17, 2018. Retrieved from <http://www.pan-uk.org/cotton/>
- <sup>300</sup> Fernandez-Cornejo, J., Nehring, R., Osteen, C., Wechsler, S., Martin, A., & Vialou, A. (2014). *Pesticide use in U.S. agriculture: 21 selected crops, 1960-2008*. United States Department of Agriculture. Economic Information Bulletin No. 124. Retrieved from [https://www.ers.usda.gov/webdocs/publications/43854/46734\\_eib124.pdf](https://www.ers.usda.gov/webdocs/publications/43854/46734_eib124.pdf)
- <sup>301</sup> Fernandez-Cornejo, J., Nehring, R., Osteen, C., Wechsler, S., Martin, A., & Vialou, A. (2014). *Pesticide use in U.S. agriculture: 21 selected crops, 1960-2008*. United States Department of Agriculture. Economic Information Bulletin No. 124. Retrieved from [https://www.ers.usda.gov/webdocs/publications/43854/46734\\_eib124.pdf](https://www.ers.usda.gov/webdocs/publications/43854/46734_eib124.pdf)
- <sup>302</sup> World Wildlife Fund. (n.d.). Cotton farming. cotton: A water wasting crop. Accessed Apr 17, 2018. Retrieved from [http://wwf.panda.org/about\\_our\\_earth/about\\_freshwater/freshwater\\_problems/thirsty\\_crops/cotton/](http://wwf.panda.org/about_our_earth/about_freshwater/freshwater_problems/thirsty_crops/cotton/)
- <sup>303</sup> World Wildlife Fund. (n.d.). Cotton farming. cotton: A water wasting crop. Accessed Apr 17, 2018. Retrieved from [http://wwf.panda.org/about\\_our\\_earth/about\\_freshwater/freshwater\\_problems/thirsty\\_crops/cotton/](http://wwf.panda.org/about_our_earth/about_freshwater/freshwater_problems/thirsty_crops/cotton/)
- <sup>304</sup> Fernandez-Cornejo, J., Nehring, R., Osteen, C., Wechsler, S., Martin, A., & Vialou, A. (2014). *Pesticide use in U.S. agriculture: 21 selected crops, 1960-2008*. United States Department of Agriculture. Economic Information Bulletin No. 124. Retrieved from [https://www.ers.usda.gov/webdocs/publications/43854/46734\\_eib124.pdf](https://www.ers.usda.gov/webdocs/publications/43854/46734_eib124.pdf)
- <sup>305</sup> Kilinc, F. S. (2013). *A handbook of fire resistant textiles*. The Textile Institute and Woodhead Publishing. Retrieved from <https://www.sciencedirect.com/science/article/pii/B9780857091239500249> .

- <sup>306</sup> Rose, K., & Steinbüchel, A. (2005). Biodegradation of natural rubber and related compounds: Recent insights into a hardly understood catabolic capability of microorganisms. *Applied and Environmental Microbiology*, 71(6), 2803-2812. 10.1128/AEM.71.6.2803-2812.2005 Retrieved from <http://www.ncbi.nlm.nih.gov/pubmed/15932971>
- <sup>307</sup> Siemens. (2013). *Production of synthetic rubber*. Retrieved from [https://w3.siemens.com/mcms/sensor-systems/CaseStudies/CS\\_Butyl\\_Rubber\\_2013-01\\_en\\_Web.pdf](https://w3.siemens.com/mcms/sensor-systems/CaseStudies/CS_Butyl_Rubber_2013-01_en_Web.pdf)
- <sup>308</sup> U.S. Environmental Protection Agency, (EPA). (1996). *Locating and estimating air emissions from sources of 1,3-butadiene*. Eastern Research Group. Retrieved from <https://www3.epa.gov/ttnchie1/le/butadien.pdf>
- <sup>309</sup> U.S. Environmental Protection Agency, (EPA). (1996). *Locating and estimating air emissions from sources of 1,3-butadiene*. Eastern Research Group. Retrieved from <https://www3.epa.gov/ttnchie1/le/butadien.pdf>
- <sup>310</sup> U.S. Environmental Protection Agency, (EPA). (1996). *Locating and estimating air emissions from sources of 1,3-butadiene*. Eastern Research Group. Retrieved from <https://www3.epa.gov/ttnchie1/le/butadien.pdf>
- <sup>311</sup> Mei, L. H. (2010). The Dunlop process in natural rubber latex foam. *Rubber Technology Developments*, 10. Retrieved from [https://www.researchgate.net/publication/309857169\\_The\\_Dunlop\\_Process\\_in\\_Natural\\_Rubber\\_Latex\\_Foam](https://www.researchgate.net/publication/309857169_The_Dunlop_Process_in_Natural_Rubber_Latex_Foam)
- <sup>312</sup> Agency for Toxic Substances & Disease Registry, (ATSDR). (2014). 1,3-butadiene. Retrieved from <https://www.atsdr.cdc.gov/MHMI/mmg28.pdf>
- <sup>313</sup> Chandra, S. K., & Edward, M. j. (1956). In British Rubber Prod Res, British Rubber Producers' Research Association(Eds.), *Process of preserving freshly harvested rubber latex*  
Retrieved from <https://patents.google.com/patent/US2932678>
- <sup>314</sup> Mei, L. H. (2010). The Dunlop process in natural rubber latex foam. *Rubber Technology Developments*, 10. Retrieved from [https://www.researchgate.net/publication/309857169\\_The\\_Dunlop\\_Process\\_in\\_Natural\\_Rubber\\_Latex\\_Foam](https://www.researchgate.net/publication/309857169_The_Dunlop_Process_in_Natural_Rubber_Latex_Foam)
- <sup>315</sup> Perry, D. (2016, Jun 30,). Talalay family develops unique process. *Furniture Today*  
Retrieved from [http://www.furnituretoday.com/article/532888-talay-family-develops-unique-process/?\\_hstc=89522820.d50a3c91e72c280a7921bf0d7ab734f9.1517788800269.1517788800270.1517788800271.1&\\_hssc=89522820.1.1517788800272&\\_hsfp=528229161](http://www.furnituretoday.com/article/532888-talay-family-develops-unique-process/?_hstc=89522820.d50a3c91e72c280a7921bf0d7ab734f9.1517788800269.1517788800270.1517788800271.1&_hssc=89522820.1.1517788800272&_hsfp=528229161)

- <sup>316</sup> Rathnayake, I., Ismail, H., Azahari, B., Darsanasiri, N. D., & Rajapakse, S. (2012). Synthesis and characterization of nano-silver incorporated natural rubber latex foam. *Polymer-Plastics Technology and Engineering*, 51(5) Retrieved from <https://doi.org/10.1080/03602559.2012.659310>
- <sup>317</sup> Senjen, R., & Illuminato, I. (2009). *Nano & Biocidal silver*. Retrieved from [http://www.foe.org/system/storage/877/b3/3/636/Nano\\_and\\_biocidal\\_silver.pdf](http://www.foe.org/system/storage/877/b3/3/636/Nano_and_biocidal_silver.pdf)
- <sup>318</sup> Senjen, R., & Illuminato, I. (2009). *Nano & Biocidal silver*. Retrieved from [http://www.foe.org/system/storage/877/b3/3/636/Nano\\_and\\_biocidal\\_silver.pdf](http://www.foe.org/system/storage/877/b3/3/636/Nano_and_biocidal_silver.pdf)
- <sup>319</sup> Wu, M., McIntosh, J., & Liu, J. (2016). Current prevalence rate of latex allergy: Why it remains a problem? *Journal of Occupational Health*, 58(2), 138-144. 10.1539/joh.15-0275-RA Retrieved from <https://jlc.jst.go.jp/DN/JLC/20022724159?from=SUMMON>
- <sup>320</sup> Centers of Disease Control and Prevention, (CDC). (2017). Latex allergy. U.S. Department of Health and Human Services. Retrieved from <https://www.cdc.gov/healthcommunication/toolstemplates/entertainmented/tips/LatexAllergy.html>
- <sup>321</sup> Centers of Disease Control and Prevention, (CDC). (2017). Latex allergy. U.S. Department of Health and Human Services. Accessed July 23, 2018. Retrieved from <https://www.cdc.gov/healthcommunication/toolstemplates/entertainmented/tips/LatexAllergy.html>
- <sup>322</sup> American Academy of Allergy Asthma & Immunology. (2018). Latex allergy: Latex allergy symptoms & diagnosis. Accessed Jul 23,2018. Retrieved from <https://www.aaaai.org/conditions-and-treatments/allergies/latex-allergy>
- <sup>323</sup> American Academy of Allergy Asthma & Immunology. (2018). Latex allergy: Latex allergy symptoms & diagnosis. Accessed Jul 23,2018. Retrieved from <https://www.aaaai.org/conditions-and-treatments/allergies/latex-allergy>
- <sup>324</sup> Fields, R. D. (2010). Left-sided cancer: Blame your bed and TV?. Retrieved from <https://blogs.scientificamerican.com/guest-blog/left-sided-cancer-blame-your-bed-and-tv/>
- <sup>325</sup> Fields, R. D. (2010). Left-sided cancer: Blame your bed and TV?. Retrieved from <https://blogs.scientificamerican.com/guest-blog/left-sided-cancer-blame-your-bed-and-tv/>
- <sup>326</sup> Hallberg, Ö, & Johansson, O. (2010). Sleep on the right side—Get cancer on the left? *Pathophysiology*, 17(3), 157-160. 10.1016/j.pathophys.2009.07.001 Retrieved from <https://www.sciencedirect.com/science/article/pii/S0928468009000881>
- <sup>327</sup> Hallberg, Ö, & Johansson, O. (2010). Sleep on the right side—Get cancer on the left? *Pathophysiology*, 17(3), 157-160. 10.1016/j.pathophys.2009.07.001 Retrieved from <https://www.sciencedirect.com/science/article/pii/S0928468009000881>

- <sup>328</sup> Hallberg, Ö, & Johansson, O. (2010). Sleep on the right side—Get cancer on the left? *Pathophysiology*, 17(3), 157-160. 10.1016/j.pathophys.2009.07.001 Retrieved from <https://www.sciencedirect.com/science/article/pii/S0928468009000881>
- <sup>329</sup> Abrials, M. Is there a health risk due to EMFs and innersprings in your mattress? do your innersprings act as an antenna? (n.d.). Avocado Mattress. Accessed Apr 27, 2018. Retrieved from <http://help.avocadogreenmattress.com/mattress-health-and-safety/health/is-there-a-health-risk-due-to-emfs-and-innersprings-in-your-mattress-do-your-innersprings-act-as-an-antenna>
- <sup>330</sup> Dadd, D. L. (2017). EMFs and metal innerspring mattresses. Live Toxic Free. Retrieved from <http://www.debralyndadd.com/q-a/emfs-metal-innerspring-mattresses/>
- <sup>331</sup> Hallberg, Ö, & Johansson, O. (2010). Sleep on the right side—Get cancer on the left? *Pathophysiology*, 17(3), 157-160. 10.1016/j.pathophys.2009.07.001 Retrieved from <https://www.sciencedirect.com/science/article/pii/S0928468009000881>
- <sup>332</sup> Hallberg, Ö, & Johansson, O. (2010). Sleep on the right side—Get cancer on the left? *Pathophysiology*, 17(3), 157-160. 10.1016/j.pathophys.2009.07.001 Retrieved from <https://www.sciencedirect.com/science/article/pii/S0928468009000881>
- <sup>333</sup> Mattress Depot, U. What are the different types of coils in a mattress? (n.d.) Accessed Apr 27, 2018. Retrieved from <https://www.mattressdepotusa.com/faqs/different-types-coils-mattress/>
- <sup>334</sup> Sit 'n Sleep. (2018). All about innerspring mattress coils. Retrieved from <https://www.sitnsleep.com/blog/all-about-mattress-coils/>
- <sup>335</sup> Morris, M., & Wolf, K. (2000). *Alternative adhesive technologies in the foam furniture and bedding industries: A cleaner technologies substitutes assessment*. Vol 1. Prepared for U.S. Environmental Protection Agency, Office of Pollution Prevention Technology, Design for the Environment Program. Retrieved from <https://www.dtsc.ca.gov/PollutionPrevention/upload/alternative-adhesive-technologies-in-foam.pdf>
- <sup>336</sup> Frosh, A. C., Sandhu, G., Joyce, R., & Strachan, D. P. (1999). Prevalence of rhinitis, pillow type and past and present ownership of furred pets. *Clinical and Experimental Allergy*, 29(4), 457-460. doi:10.1046/j.1365-2222.1999.00473.x; Strachan, D. P., & Carey, I. M. (1995). Home environment and severe asthma in adolescence: A population based case-control study. *PubMed*, 311(7012), 1053-6. Retrieved from <https://www.ncbi.nlm.nih.gov/pubmed/7580660>
- <sup>337</sup> United States Government Accountability Office. (2010). *Formaldehyde in textiles*. Retrieved from <https://www.gao.gov/new.items/d10875.pdf>
- <sup>338</sup> United States Government Accountability Office. (2010). *Formaldehyde in textiles*. Retrieved from <https://www.gao.gov/new.items/d10875.pdf>

- <sup>339</sup> United States Government Accountability Office. (2010). *Formaldehyde in textiles*. Retrieved from <https://www.gao.gov/new.items/d10875.pdf>
- <sup>340</sup> United States Government Accountability Office. (2010). *Formaldehyde in textiles*. Retrieved from <https://www.gao.gov/new.items/d10875.pdf>
- <sup>341</sup> United States Government Accountability Office. (2010). *Formaldehyde in textiles*. Retrieved from <https://www.gao.gov/new.items/d10875.pdf>
- <sup>342</sup> Agency for Toxic Substances & Disease Registry, (ATSDR). (2014). 1,3-butadiene. Retrieved from <https://www.atsdr.cdc.gov/MHMI/mmg28.pdf>
- <sup>343</sup> International Agency for Research on Cancer. (1989). *IARC monographs on the evaluation of carcinogenic risks to humans: Antimony trioxide and antimony trisulfide*. Retrieved from <http://monographs.iarc.fr/ENG/Monographs/vol47/index.php>
- <sup>344</sup> European Chemicals Agency, (ECHA). (2012). *Draft background document for N,N-dimethylacetamide (DMAC)*. Retrieved from <https://echa.europa.eu/documents/10162/75273ecf-4846-42cd-affa-420d425c1e6f>
- <sup>345</sup> Keaschall, J. L., Laughlin, J. M., & Gold, R. E. (1986). Effect of laundering procedures and functional finishes on removal of insecticides selected from three chemical classes. Conference Paper. Retrieved from [https://www.astm.org/DIGITAL\\_LIBRARY/STP/PAGES/STP17312S.htm](https://www.astm.org/DIGITAL_LIBRARY/STP/PAGES/STP17312S.htm)
- <sup>346</sup> Easley, C. B., Laughlin, J. M., Gold, R. E., & Tupy, D. R. (1983). Laundering procedures for removal of 2,4-dichlorophenoxyacetic acid ester and amine herbicides from contaminated fabrics. *Environmental Contamination and Toxicology*, 12(1), 71-76. Retrieved from <https://link.springer.com/article/10.1007%2FBF01055004>
- <sup>347</sup> Easter, E. (1983). Removal of pesticides residues from fabrics by laundering. *Textile Chemist & Colorist*, 15(3), 29-33. Retrieved from <http://eds.a.ebscohost.com/abstract?site=eds&scope=site&jrnl=0040490X&AN=31790825&h=5BThcz99Eelo0DgRSRNnzSA11glgZ5aaBAsJTEu65%2bD1qTqsar96PB57Z2Cg8Qlw88R4lawVV55wbSTTQkSTtQ%3d%3d&crl=c&resultLocal=ErrCrlNoResults&resultNs=Ehost&crlhashurl=login.aspx%3fdirect%3dtrue%26profile%3dehost%26scope%3dsite%26authtype%3dcrawler%26jrnl%3d0040490X%26AN%3d31790825>
- <sup>348</sup> World Wildlife Fund. (n.d.). Cotton farming. cotton: A water wasting crop. Accessed Apr 17, 2018. Retrieved from [http://wwf.panda.org/about\\_our\\_earth/about\\_freshwater/freshwater\\_problems/thirsty\\_crops/cotton/](http://wwf.panda.org/about_our_earth/about_freshwater/freshwater_problems/thirsty_crops/cotton/)
- <sup>349</sup> Pesticide Action Network, U K. (2017). Pesticides concerns in cotton. Accessed Apr 17, 2018. Retrieved from <http://www.pan-uk.org/cotton/>



- <sup>350</sup> Fernandez-Cornejo, J., Nehring, R., Osteen, C., Wechsler, S., Martin, A., & Vialou, A. (2014). *Pesticide use in U.S. agriculture: 21 selected crops, 1960-2008*. United States Department of Agriculture. Economic Information Bulletin No. 124. Retrieved from [https://www.ers.usda.gov/webdocs/publications/43854/46734\\_eib124.pdf](https://www.ers.usda.gov/webdocs/publications/43854/46734_eib124.pdf)
- <sup>351</sup> Fernandez-Cornejo, J., Nehring, R., Osteen, C., Wechsler, S., Martin, A., & Vialou, A. (2014). *Pesticide use in U.S. agriculture: 21 selected crops, 1960-2008*. United States Department of Agriculture. Economic Information Bulletin No. 124. Retrieved from [https://www.ers.usda.gov/webdocs/publications/43854/46734\\_eib124.pdf](https://www.ers.usda.gov/webdocs/publications/43854/46734_eib124.pdf)
- <sup>352</sup> World Wildlife Fund. Agricultural problems – cotton: The impact of cotton on freshwater resources and ecosystems. (n.d.) Accessed Apr 17, 2018. Retrieved from [http://wwf.panda.org/about\\_our\\_earth/about\\_freshwater/freshwater\\_problems/thirsty\\_crops/cotton/impacts/](http://wwf.panda.org/about_our_earth/about_freshwater/freshwater_problems/thirsty_crops/cotton/impacts/)
- <sup>353</sup> Stromberg, J. (2012, Aug 13). Triclosan, A chemical used in antibacterial soaps, is found to impair muscle function. *Smithsonian* Retrieved from <https://www.smithsonianmag.com/science-nature/triclosan-a-chemical-used-in-antibacterial-soaps-is-found-to-impair-muscle-function-22127536/>
- <sup>354</sup> Ahn, K. C., Zhao, B., Chen, J., Cherednichenko, G., Sanmarti, E., Denison, M. S., . . . Hammock, B. D. (2008). In vitro biologic activities of the antimicrobials triclocarban, its analogs, and triclosan in bioassay screens: Receptor-based bioassay screens. *Environmental Health Perspectives*, 116(9), 1203-1210. doi:10.1289/ehp.11200
- <sup>355</sup> Christen, V., Crettaz, P., Oberli-Schrämmli, A., & Fent, K. (2010). Some flame retardants and the antimicrobials triclosan and triclocarban enhance the androgenic activity in vitro. *Chemosphere*, 81(10), 1245-1252. doi:10.1016/j.chemosphere.2010.09.031
- <sup>356</sup> Huang, H., Du, G., Zhang, W., Hu, J., Wu, D., Song, L., . . . Wang, X. (2014). The in vitro estrogenic activities of triclosan and triclocarban. *Journal of Applied Toxicology*, 34(9), 1060-1067. doi:10.1002/jat.3012\
- <sup>357</sup> James, M. O., Li, W., Summerlot, D. P., Rowland-Faux, L., & Wood, C. E. (2010). Triclosan is a potent inhibitor of estradiol and estrone sulfonation in sheep placenta. *Environment International*, 36(8), 942-949. doi:10.1016/j.envint.2009.02.004
- <sup>358</sup> Kumar, V., Chakraborty, A., Kural, M. R., & Roy, P. (2009). Alteration of testicular steroidogenesis and histopathology of reproductive system in male rats treated with triclosan. *Reproductive Toxicology*, 27(2), 177-185. doi:10.1016/j.reprotox.2008.12.002
- <sup>359</sup> Paul, K. B., Hedge, J. M., DeVito, M. J., & Crofton, K. M. (2010). Short-term exposure to triclosan decreases thyroxine in vivo via upregulation of hepatic catabolism in young long-evans rats. *Toxicological Sciences*, 113(2), 367-379. doi:10.1093/toxsci/kfp271

- <sup>360</sup> Zorrilla, L. M., Gibson, E. K., Jeffay, S. C., Crofton, K. M., Setzer, W. R., Cooper, R. L., & Stoker, T. E. (2009). The effects of triclosan on puberty and thyroid hormones in male wistar rats. *Toxicological Sciences*, 107(1), 56-64. doi:10.1093/toxsci/kfn225
- <sup>361</sup> Beyond Pesticides. (n.d.) Triclosan: Environmental fate and effects. Accessed Jun 20, 2017. Retrieved from <http://www.beyondpesticides.org/programs/antibacterials/triclosan/environmental-effects>
- <sup>362</sup> Environment and Climate Change Canada. (n.d.). Search engine for the results of domestic substances categorization: Triclosan. Government of Canada. Accessed Jun 20, 2017. Retrieved from [https://www.ec.gc.ca/lcpe-cepa/eng/subs\\_list/DSL/DSLsearch.cfm](https://www.ec.gc.ca/lcpe-cepa/eng/subs_list/DSL/DSLsearch.cfm)
- <sup>363</sup> Federal Drug Administration, (FDA). (2016). Antibacterial soap? you can skip it– use plain soap and water. Retrieved from <https://www.fda.gov/ForConsumers/ConsumerUpdates/ucm378393.htm#3>
- <sup>364</sup> Senjen, R., & Illuminato, I. (2009). *Nano & Biocidal Silver*. Friends of the Earth & Health Care Without Harm. Retrieved from [http://www.foe.org/system/storage/877/b3/3/636/Nano\\_and\\_biocidal\\_silver.pdf](http://www.foe.org/system/storage/877/b3/3/636/Nano_and_biocidal_silver.pdf)
- <sup>365</sup> Senjen, R., & Illuminato, I. (2009). *Nano & Biocidal silver*. Retrieved from [http://www.foe.org/system/storage/877/b3/3/636/Nano\\_and\\_biocidal\\_silver.pdf](http://www.foe.org/system/storage/877/b3/3/636/Nano_and_biocidal_silver.pdf)
- <sup>366</sup> Senjen, R., & Illuminato, I. (2009). *Nano & Biocidal Silver*. Friends of the Earth & Health Care Without Harm. Retrieved from [http://www.foe.org/system/storage/877/b3/3/636/Nano\\_and\\_biocidal\\_silver.pdf](http://www.foe.org/system/storage/877/b3/3/636/Nano_and_biocidal_silver.pdf)
- <sup>367</sup> Microban. (n.d.). How to keep your bedding free of dust mites and harmful microbes. Accessed July 9, 2017. Retrieved from <https://www.microban.com/blog/how-to-keep-your-bedding-free-of-dust-mites-and-harmful-microbes>
- <sup>368</sup> Ahn, K. C., Zhao, B., Chen, J., Cherednichenko, G., Sanmarti, E., Denison, M. S., . . . Hammock, B. D. (2008). In vitro biologic activities of the antimicrobials triclocarban, its analogs, and triclosan in bioassay screens: Receptor-based bioassay screens. *Environmental Health Perspectives*, 116(9), 1203-1210. doi:10.1289/ehp.11200
- <sup>369</sup> Chen, J., Ahn, K. C., Gee, N. A., Ahmed, M. I., Duleba, A. J., Zhao, L., . . . Lasley, B. L. (2008). Triclocarban enhances testosterone action: A new type of endocrine disruptor? *Endocrinology*, 149(3), 1173-1179. doi:10.1210/en.2007-1057
- <sup>370</sup> Christen, V., Crettaz, P., Oberli-Schrämmli, A., & Fent, K. (2010). Some flame retardants and the antimicrobials triclosan and triclocarban enhance the androgenic activity in vitro. *Chemosphere*, 81(10), 1245-1252. doi:10.1016/j.chemosphere.2010.09.031

- <sup>371</sup> Huang, H., Du, G., Zhang, W., Hu, J., Wu, D., Song, L., . . . Wang, X. (2014). The in vitro estrogenic activities of triclosan and triclocarban. *Journal of Applied Toxicology*, 34(9), 1060-1067. doi:10.1002/jat.3012\
- <sup>372</sup> Environment and Climate Change Canada. (n.d.). Search engine for the results of domestic substances list categorization: Triclocarban. Government of Canada. Accessed Jun 20, 2017. Retrieved from [https://www.ec.gc.ca/lcpe-cepa/eng/subs\\_list/DSL/DSLsearch.cfm](https://www.ec.gc.ca/lcpe-cepa/eng/subs_list/DSL/DSLsearch.cfm)
- <sup>373</sup> Federal Drug Administration, (FDA). (2016). Antibacterial soap? you can skip it– use plain soap and water. Retrieved from <https://www.fda.gov/ForConsumers/ConsumerUpdates/ucm378393.htm#3>
- <sup>374</sup> Safer Chemicals, Healthy Families. (2017). Accessed June 25, 2017. Retrieved from <http://saferchemicals.org/chemicals/pfcs/>
- <sup>375</sup> Chemours. (2017). Teflon textile finishes: how it works. Accessed July 21, 2017. [https://www.chemours.com/Teflon\\_Fabric\\_Protector/en\\_US/benefits/how-teflon-textiles-work.html](https://www.chemours.com/Teflon_Fabric_Protector/en_US/benefits/how-teflon-textiles-work.html)
- <sup>376</sup> Blake, M., & Kassie, E. (2015, Aug 27,). Welcome to beautiful Parkersburg, West Virginia: Home to the most brazen, deadly corporate gambits in U.S. history. *Huff Post* Retrieved from <https://highline.huffingtonpost.com/articles/en/welcome-to-beautiful-parkersburg/>
- <sup>377</sup> Lerner, S. (2015, Aug). The Teflon toxic. *The Intercept* Retrieved from <https://theintercept.com/series/the-teflon-toxin/>
- <sup>378</sup> American Cancer Society. (2016). Teflon and perfluorooctanoic acid (PFOA). Retrieved from <https://www.cancer.org/cancer/cancer-causes/teflon-and-perfluorooctanoic-acid-pfoa.html>
- <sup>379</sup> Kelly, S. (2016). Toxic Teflon chemical, C8, found in tap water in several states. *Earth Island Journal*, Retrieved from [http://www.earthisland.org/journal/index.php/elist/eListRead/toxic\\_teflon\\_chemical\\_c8\\_found\\_in\\_tap\\_water\\_in\\_several\\_states/](http://www.earthisland.org/journal/index.php/elist/eListRead/toxic_teflon_chemical_c8_found_in_tap_water_in_several_states/)
- <sup>380</sup> Alliance for a Clean and Healthy Maine. (2013). PFCs – the stain-resistant Teflon chemicals. Retrieved from <http://www.cleanandhealthyme.org/bodyofevidencereport/thechemicals/pfcsstainresistantteflonchemicals/tabid/98/default.aspx>
- <sup>381</sup> Chemsec - The International Chemical Secretariat. (2017). Search the SIN (substitute it now) list: PFOA. Accessed Jan 26, 2018. Retrieved from <http://sinlist.chemsec.org/>
- <sup>382</sup> The Stockholm Convention on Persistent Organic Pollutants. (2008). *All POPs listed in the Stockholm convention*. Retrieved from <http://chm.pops.int/TheConvention/ThePOPs/AllPOPs/tabid/2509/Default.aspx>

<sup>383</sup> The Stockholm Convention on Persistent Organic Pollutants. (2008). *All POPs listed in the Stockholm convention*. Retrieved from <http://chm.pops.int/TheConvention/ThePOPs/AllPOPs/tabid/2509/Default.aspx>

<sup>384</sup> The Stockholm Convention on Persistent Organic Pollutants. (2008). *All POPs listed in the Stockholm convention*. Retrieved from <http://chm.pops.int/TheConvention/ThePOPs/AllPOPs/tabid/2509/Default.aspx>

<sup>385</sup> The Endocrine Disruptor Exchange, (TEDX). (2017). Search the TEDX list: PFOA. Accessed Jan 26, 2018. Retrieved from <http://endocrinedisruption.org/interactive-tools/tedx-list-of-potential-endocrine-disruptors/search-the-tedx-list>

<sup>386</sup> Regulation (EC) no 1272/2008 of the European Parliament and of the Council of 16 December 2008 on classification, labelling and packaging of substances and mixtures, amending and repealing directives 67/548/EEC and 1999/45/EC, and amending regulation (EC) no 1907/2006, (2008). Retrieved from <http://eur-lex.europa.eu/legal-content/EN/TXT/?uri=CELEX:02008R1272-20170101>.

<sup>387</sup> Office of Environmental Health Hazard Assessment, (OEHHA). (2012). *Chemicals Considered or Listed Under Proposition 65: Perfluorooctanoic Acid (PFOA)*. California Environmental Protection Agency. Accessed Jan 26, 2018. Retrieved from <https://oehha.ca.gov/proposition-65/chemicals/perfluorooctanoic-acid-pfoa-and-its-salts>

<sup>388</sup> National Institute of Technology and Evaluation, Japan. (2013). Accessed Jan 26, 2018. GHS classification results. Retrieved from [http://www.safe.nite.go.jp/english/ghs/all\\_fy\\_e.html](http://www.safe.nite.go.jp/english/ghs/all_fy_e.html)

<sup>389</sup> Chemsec - The International Chemical Secretariat. (2017). Search the SIN (substitute it now) list: PFOA. Accessed Jan 26, 2018. Retrieved from <http://sinlist.chemsec.org/>